


**MANNY NEWSOME • G • 5-9 • GARY, IND. • ROOSEVELT**

Year	GP-GS	Min	Avg	FG	FGA	Pct	3FG	FGA	Pct	FT	FTA	Pct	REBOUNDS			PF	FO	A	TO	Blk	Stl	Pts	Avg	
													Off	Def	Tot									
1961-62	24	0	0.0	238	531	.448	0	0	.000	102	126	.810	-	-	118	4.9	46	0	0	0	0	0	578	24.1
1962-63	24	0	0.0	229	481	.476	0	0	.000	97	123	.789	-	-	95	4.0	49	0	0	0	0	0	555	23.1
1963-64	20	0	0.0	262	534	.491	0	0	.000	130	150	.867	-	-	77	3.9	39	0	0	0	0	0	654	32.7
TOTAL	68	0	0.0	729	1546	.472	0	0	.000	329	399	.825	-	-	290	4.3	134	0	0	0	0	0	1787	26.3




**BOOKER JAMES • G/F • 6-3 • FORT WAYNE, IND. • SNIDER**

Year	GP-GS	Min	Avg	FG	FGA	Pct	3FG	FGA	Pct	FT	FTA	Pct	REBOUNDS			PF	FO	A	TO	Blk	Stl	Pts	Avg	
													Off	Def	Tot									
1983-84	26-25	0	0.0	151	356	.424	0	0	.000	69	105	.657	-	-	179	6.9	79	5	59	0	0	47	371	14.3
1984-85	28-28	0	0.0	142	304	.467	0	0	.000	108	153	.706	-	-	206	7.4	104	6	32	0	9	47	392	14.0
1985-86	26-24	0	0.0	134	289	.464	0	0	.000	114	146	.781	-	-	205	7.9	67	5	67	0	5	34	382	14.7
1986-87	27-27	874	32.4	214	432	.495	8	14	.571	162	218	.743	110	164	274	10.1	93	4	53	0	2	57	598	22.1
TOTAL	107-104	NA	NA	641	1381	.464	8	14	.571	453	622	.728	-	-	864	8.1	343	20	211	0	16	185	1743	16.3



**JOE REITZ • C • 6-7 • FISHERS, IND. • HAMILTON SOUTHEASTERN**

Year	GP-GS	Min	Avg	FG	FGA	Pct	3FG	FGA	Pct	FT	FTA	Pct	REBOUNDS			PF	FO	A	TO	Blk	Stl	Pts	Avg	
													Off	Def	Tot									
2004-05	33-32	763	23.1	110	205	.537	0	0	.000	90	130	.692	79	101	180	5.5	98	2	8	46	5	20	310	9.4
2005-06	31-30	923	29.8	162	306	.529	0	1	.000	155	211	.735	91	139	230	7.4	107	5	20	63	5	15	479	15.5
2006-07	32-32	906	28.3	150	268	.560	0	0	.000	145	219	.662	100	175	275	8.6	91	5	14	72	2	20	445	13.9
2007-08	32-32	925	28.9	146	257	.568	1	1	1.000	186	260	.715	93	161	254	7.9	104	9	28	76	3	10	479	15.0
TOTAL	128-126	3517	27.5	568	1036	.548	1	2	.500	576	820	.702	363	576	939	7.3	400	21	70	257	15	65	1713	13.4



**SADDI WASHINGTON • G • 6-2 • LANSING, MICH. • SEXTON**

Year	GP-GS	Min	Avg	FG	FGA	Pct	3FG	FGA	Pct	FT	FTA	Pct	REBOUNDS			PF	FO	A	TO	Blk	Stl	Pts	Avg	
													Off	Def	Tot									
1993-94	28-25	926	33.1	138	311	.444	21	71	.296	96	135	.711	43	79	122	4.4	63	2	89	95	8	34	393	14.0
1995-96	17-8	425	25.0	74	158	.468	28	43	.651	33	47	.702	10	31	41	2.4	41	0	31	42	1	26	209	12.3
1996-97	28-28	962	34.4	155	385	.403	38	98	.388	112	134	.836	24	103	127	4.5	59	1	69	69	9	57	460	16.4
1997-98	29-29	1026	35.4	208	469	.443	57	158	.361	153	189	.810	35	88	123	4.2	67	0	69	72	6	56	626	21.6
TOTAL	102-90	3339	32.7	575	1323	.435	144	370	.389	394	505	.780	112	301	413	4.0	230	3	258	278	24	173	1688	16.5



**BEN REED • G • 6-3 • BATTLE CREEK, MICH. • CENTRAL**

Year	GP-GS	Min	Avg	FG	FGA	Pct	3FG	FGA	Pct	FT	FTA	Pct	REBOUNDS			PF	FO	A	TO	Blk	Stl	Pts	Avg	
													Off	Def	Tot									
2001-02	26-25	835	32.1	128	317	.404	52	144	.361	61	81	.753	64	101	165	6.3	79	6	38	61	3	19	369	14.2
2002-03	30-29	764	25.5	74	217	.341	39	120	.325	34	60	.567	46	85	131	4.4	66	0	51	50	3	17	221	7.4
2003-04	31-31	942	30.4	156	329	.474	74	164	.451	109	138	.790	59	94	153	4.9	56	1	67	68	2	23	495	16.0
2004-05	33-32	1065	32.3	192	427	.450	81	199	.407	118	163	.724	56	148	204	6.2	84	3	70	84	2	17	583	17.7
TOTAL	120-117	3606	30.1	550	1290	.426	246	627	.392	322	442	.729	225	428	653	5.4	285	10	226	263	10	76	1668	13.9



Manny Newsome



Joe Reitz



Booker James




Saddi Washington



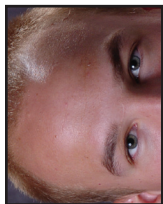
Ben Reed





**JIM HAVRILLA • C • 6-10 • PORTAGE, IND. • PORTAGE**

Year	GP-GS	Min	Avg	FG	FGA	Pct	3FG	FGA	Pct	FT	FTA	Pct	REBOUNDS			Avg	PF	FO	A	TO	Blk	Stl	Pts	Avg
													Off	Def	Tot									
1988-89	28-0	336	12.0	54	117	.462	0	1	.000	30	38	.789	29	54	83	3.0	53	0	15	0	5	5	138	4.9
1989-90	26-26	881	33.9	200	426	.469	1	1	1.000	140	184	.761	63	160	223	8.6	80	0	35	88	24	13	541	20.8
1990-91	27-26	894	33.1	157	320	.491	0	1	.000	148	203	.729	63	156	219	8.1	83	1	30	86	11	10	462	17.1
1991-92	30-30	989	33.0	140	303	.462	2	13	.154	131	185	.708	66	179	245	8.2	82	0	37	77	8	19	413	13.8
TOTAL	111-82	3100	27.9	551	1166	.473	3	16	.188	449	610	.736	221	549	770	6.9	298	1	117	251	48	47	1554	14.0




**DAVID KOOL • G • 6-3 • GRAND RAPIDS, MICH. • GRAND RAPIDS SOUTH CHRISTIAN**

Year	GP-GS	Min	Avg	FG	FGA	Pct	3FG	FGA	Pct	FT	FTA	Pct	REBOUNDS			Avg	PF	FO	A	TO	Blk	Stl	Pts	Avg
													Off	Def	Tot									
2006-07	29-23	757	26.1	96	220	.436	39	93	.419	99	108	.917	13	73	86	3.0	45	0	48	47	0	34	330	11.4
2007-08	32-31	1032	32.2	158	378	.418	71	189	.376	136	159	.855	12	91	103	3.2	68	2	75	78	2	27	523	16.3
2008-09	31-30	1058	34.1	168	429	.392	58	195	.297	161	180	.894	15	112	127	4.1	72	2	62	84	0	44	555	17.9
TOTAL	92-84	2847	30.9	422	1027	.411	168	477	.352	396	447	.886	40	276	316	3.4	185	4	185	209	2	105	1408	15.3



**GENE FORD • F • 6-5 • CHICAGO, ILL. • CRANE**

Year	GP-GS	Min	Avg	FG	FGA	Pct	3FG	FGA	Pct	FT	FTA	Pct	REBOUNDS			Avg	PF	FO	A	TO	Blk	Stl	Pts	Avg
													Off	Def	Tot									
1966-67	23	0	0.0	133	329	.404	0	0	.000	55	85	.647	-	-	184	8.0	65	3	0	0	0	0	321	14.0
1967-68	24	0	0.0	173	364	.475	0	0	.000	106	150	.707	-	-	239	10.0	75	4	0	0	0	0	452	18.8
1968-69	24	0	0.0	237	498	.476	0	0	.000	146	206	.709	-	-	230	9.6	63	2	0	0	0	0	620	25.8
TOTAL	71	0	0.0	543	1191	.456	0	0	.000	307	441	.696	-	-	653	9.2	203	9	0	0	0	0	1393	19.6




**REGGIE LACEFIELD • F • 6-5 • GARY, IND. • ROOSEVELT**

Year	GP-GS	Min	Avg	FG	FGA	Pct	3FG	FGA	Pct	FT	FTA	Pct	REBOUNDS			Avg	PF	FO	A	TO	Blk	Stl	Pts	Avg
													Off	Def	Tot									
1965-66	21	0	0.0	142	335	.424	0	0	.000	101	148	.682	-	-	228	10.9	74	4	0	0	0	0	385	18.3
1966-67	24	0	0.0	163	343	.475	0	0	.000	85	133	.639	-	-	259	10.8	89	6	0	0	0	0	411	17.1
1967-68	24	0	0.0	198	385	.514	0	0	.000	97	158	.614	-	-	266	11.1	74	2	0	0	0	0	493	20.5
TOTAL	69	0	0.0	503	1063	.473	0	0	.000	283	439	.645	-	-	753	10.9	237	12	0	0	0	0	1289	18.7



**EDGAR BLAIR • C • 6-5 • RIVER ROUGE, MICH. • RIVER ROUGE**

Year	GP-GS	Min	Avg	FG	FGA	Pct	3FG	FGA	Pct	FT	FTA	Pct	REBOUNDS			Avg	PF	FO	A	TO	Blk	Stl	Pts	Avg
													Off	Def	Tot									
1956-57	18	0	0.0	115	269	.428	0	0	.000	72	104	.692	-	-	191	10.6	43	0	0	0	0	0	302	16.8
1957-58	24	0	0.0	173	487	.355	0	0	.000	152	196	.776	-	-	324	13.5	61	0	0	0	0	0	498	20.8
1958-59	22	0	0.0	195	450	.433	0	0	.000	93	117	.795	-	-	285	13.0	55	0	0	0	0	0	483	22.0
TOTAL	64	0	0.0	483	1206	.400	0	0	.000	317	417	.760	-	-	800	12.5	159	0	0	0	0	0	1283	20.0



Jim Havrilla




David Kool



Reggie Lacefield




Gene Ford




**JOEL BURNS • G • 6-1 • RACINE, WIS. • HORLICK**

Year	GP-GS	Min	Avg	FG	FGA	Pct	3FG	FGA	Pct	FT	FTA	Pct	REBOUNDS			Avg	PF	FO	A	TO	Blk	Stl	Pts	Avg
													Off	Def	Tot									
1993-94	28-8	631	22.5	80	197	.406	50	128	.391	20	30	.667	8	29	37	1.3	31	0	37	26	2	11	230	8.2
1994-95	27-27	866	32.1	158	303	.521	53	115	.461	42	56	.750	11	42	53	2.0	25	0	42	25	0	25	411	15.2
1995-96	27-26	846	31.3	106	256	.414	38	107	.355	31	37	.838	5	34	39	1.4	20	0	46	38	1	22	281	10.4
1996-97	28-23	831	29.7	109	235	.464	40	93	.430	45	53	.849	13	52	65	2.3	26	0	46	36	0	19	303	10.8
TOTAL	110-84	3174	28.9	453	991	.457	181	443	.409	138	176	.784	37	157	194	1.8	102	0	171	125	3	77	1225	11.1




**LEON MCGEE • G • 6-2 • BATTLE CREEK, MICH. • CENTRAL • MICHIGAN TECH**

Year	GP-GS	Min	Avg	FG	FGA	Pct	3FG	FGA	Pct	FT	FTA	Pct	REBOUNDS			Avg	PF	FO	A	TO	Blk	Stl	Pts	Avg
													Off	Def	Tot									
1991-92	30-30	943	31.4	161	316	.509	0	2	.000	131	171	.766	53	76	129	4.3	84	2	82	127	11	34	453	15.1
1992-93	29-28	788	27.2	146	321	.455	5	15	.333	118	146	.808	45	59	104	3.6	77	2	53	77	8	35	415	14.3
1993-94	18-17	576	32.0	113	247	.457	18	42	.429	105	147	.714	20	46	66	3.7	46	0	62	79	6	36	349	19.4
TOTAL	77-75	2307	30.0	420	884	.475	23	59	.390	354	464	.763	118	181	299	3.9	207	4	197	283	25	105	1217	15.8



**KENNY CUNNINGHAM • G • 6-2 • TOLEDO, OHIO • ROGERS • MONROE COUNTY CC (MICH.)**

Year	GP-GS	Min	Avg	FG	FGA	Pct	3FG	FGA	Pct	FT	FTA	Pct	REBOUNDS			Avg	PF	FO	A	TO	Blk	Stl	Pts	Avg
													Off	Def	Tot									
1978-79	30-26	0	0.0	241	471	.512	0	0	.000	95	121	.785	-	-	61	2.0	88	2	53	0	0	0	577	19.2
1979-80	26-26	0	0.0	267	529	.505	0	0	.000	96	111	.865	-	-	103	4.0	72	2	36	0	0	0	630	24.2
TOTAL	56-52	0	0.0	508	1000	.508	0	0	.000	191	232	.823	-	-	164	2.9	160	4	89	0	0	0	1207	21.6



**JEFF TYSON • F • 6-3 • FOSTORIA, OHIO • FOSTORIA**

Year	GP-GS	Min	Avg	FG	FGA	Pct	3FG	FGA	Pct	FT	FTA	Pct	REBOUNDS			Avg	PF	FO	A	TO	Blk	Stl	Pts	Avg
													Off	Def	Tot									
1973-74	26-26	0	0.0	136	305	.446	0	0	.000	35	56	.625	-	-	168	6.5	72	3	47	0	0	0	307	11.8
1974-75	26-26	0	0.0	165	364	.453	0	0	.000	68	91	.747	-	-	141	5.4	78	3	56	0	0	0	398	15.3
1975-76	28-28	0	0.0	212	425	.499	0	0	.000	77	109	.706	-	-	132	4.7	83	3	63	0	0	0	501	17.9
TOTAL	80-80	0	0.0	513	1094	.469	0	0	.000	180	256	.703	-	-	441	5.5	233	9	166	0	0	0	1206	15.1




**ANTHONY KANN • F • 6-7 • DAVISON, MICH. • DAVISON**


Year	GP-GS	Min	Avg	FG	FGA	Pct	3FG	FGA	Pct	FT	FTA	Pct	REBOUNDS			Avg	PF	FO	A	TO	Blk	Stl	Pts	Avg
													Off	Def	Tot									
2000-01	28-11	586	20.9	65	131	.496	0	1	.000	24	37	.649	75	83	158	5.6	88	2	21	33	6	29	154	5.5
2001-02	29-21	697	24.0	98	169	.580	5	11	.455	40	54	.741	93	116	209	7.2	104	11	31	38	17	41	241	8.3
2002-03	30-30	938	31.3	159	309	.515	9	22	.409	106	152	.697	104	159	263	8.8	98	4	40	70	13	59	433	14.4
2003-04	30-30	761	25.4	134	276	.486	6	17	.353	104	137	.759	88	128	216	7.2	92	4	37	52	7	48	378	12.6
TOTAL	117-92	2982	25.5	456	885	.515	20	51	.392	274	380	.721	360	486	846	7.2	382	21	129	193	43	177	1206	10.3



Joel Burns



Leon McGee



Jeff Tyson




Anthony Kann




**TOM CUTTER • F • 6-8 • LAFAYETTE, IND. • LAFAYETTE CENTRAL CATHOLIC**

Year	GP-GS	Min	Avg	FG	FGA	Pct	3FG	FGA	Pct	FT	FTA	Pct	REBOUNDS			PF	FO	A	TO	Blk	Stl	Pts	Avg	
													Off	Def	Tot									
1973-74	25-1	0	0.0	57	115	.496	0	0	.000	41	62	.661	-	-	126	5.0	47	0	15	0	0	0	155	6.2
1974-75	26-26	0	0.0	134	224	.598	0	0	.000	52	69	.754	-	-	236	9.1	74	4	59	0	0	0	320	12.3
1975-76	28-28	0	0.0	140	217	.645	0	0	.000	82	108	.759	-	-	298	10.6	84	2	57	0	0	0	362	12.9
1976-77	27-27	0	0.0	128	215	.595	0	0	.000	85	113	.752	-	-	287	10.6	84	7	68	0	0	0	341	12.6
TOTAL	106-82	0	0.0	459	771	.595	0	0	.000	260	352	.739	-	-	947	8.9	289	13	199	0	0	0	1178	11.1




**BEN HANDLOGTEN • C • 6-9 • BYRON CENTER, MICH. • GRAND RAPIDS SOUTH CHRISTIAN**

Year	GP-GS	Min	Avg	FG	FGA	Pct	3FG	FGA	Pct	FT	FTA	Pct	REBOUNDS			PF	FO	A	TO	Blk	Stl	Pts	Avg	
													Off	Def	Tot									
1992-93	27-10	512	19.0	66	118	.559	0	0	.000	27	50	.540	59	94	153	5.7	64	2	19	41	28	22	159	5.9
1993-94	28-27	687	24.5	98	219	.447	1	1	1.000	51	74	.689	64	134	198	7.1	92	3	21	67	21	36	248	8.9
1994-95	27-26	787	29.1	133	250	.532	0	0	.000	69	113	.611	95	149	244	9.0	99	7	41	79	26	45	335	12.4
1995-96	27-27	845	31.3	154	257	.599	1	1	1.000	116	173	.671	0	238	238	8.8	76	6	43	80	41	39	425	15.7
TOTAL	109-90	2831	26.0	451	844	.534	2	2	1.000	263	410	.641	218	615	833	7.6	331	18	124	267	116	142	1167	10.7




**RASHOD JOHNSON • G • 6-2 • TOLEDO, OHIO • ROGERS**

Year	GP-GS	Min	Avg	FG	FGA	Pct	3FG	FGA	Pct	FT	FTA	Pct	REBOUNDS			PF	FO	A	TO	Blk	Stl	Pts	Avg	
													Off	Def	Tot									
1994-95	27-0	458	17.0	71	156	.455	9	26	.346	25	51	.490	12	24	36	1.3	74	3	59	80	4	35	176	6.5
1995-96	25-4	424	17.0	60	129	.465	8	22	.364	26	46	.565	6	24	30	1.2	75	0	64	64	2	25	154	6.2
1996-97	26-10	567	21.8	96	194	.495	14	40	.350	54	77	.701	13	50	63	2.4	79	4	62	62	4	40	260	10.0
1997-98	29-21	832	28.7	189	415	.455	84	194	.433	91	118	.771	16	51	67	2.3	102	6	71	80	10	56	553	19.1
TOTAL	107-35	2281	21.3	416	894	.465	115	282	.408	196	292	.671	47	149	196	1.8	330	13	256	286	20	156	1143	10.7



**JACK SMITH • F • 6-4 • GROSSE POINTE, MICH. • GROSSE POINTE**

Year	GP-GS	Min	Avg	FG	FGA	Pct	3FG	FGA	Pct	FT	FTA	Pct	REBOUNDS			PF	FO	A	TO	Blk	Stl	Pts	Avg	
													Off	Def	Tot									
1954-55	22	0	0.0	86	223	.386	0	0	.000	63	98	.643	-	-	0	0.0	0	0	0	0	0	0	235	10.7
1955-56	22	0	0.0	178	403	.442	0	0	.000	89	127	.701	-	-	288	13.1	62	2	0	0	0	0	445	20.2
1956-57	22	0	0.0	170	394	.431	0	0	.000	117	160	.731	-	-	239	10.9	59	0	0	0	0	0	457	20.8
TOTAL	66	0	0.0	434	1020	.425	0	0	.000	269	385	.699	-	-	527	8.0	121	2	0	0	0	0	1137	17.2



**ROBBY COLLUM • G • 6-1 • RACINE, WIS. • CASE • KANKAKEE CC (ILL.)**

Year	GP-GS	Min	Avg	FG	FGA	Pct	3FG	FGA	Pct	FT	FTA	Pct	REBOUNDS			PF	FO	A	TO	Blk	Stl	Pts	Avg	
													Off	Def	Tot									
2000-01	27-26	842	31.2	84	239	.351	42	131	.321	41	60	.683	25	80	105	3.9	70	2	90	55	2	44	251	9.3
2001-02	30-30	1001	33.4	137	345	.397	62	166	.373	127	147	.864	20	87	107	3.6	87	3	136	63	3	72	463	15.4
2002-03	31-30	1021	32.9	124	341	.364	57	170	.335	117	141	.830	19	77	96	3.1	83	2	125	73	2	83	422	13.6
TOTAL	88-86	2864	32.5	345	925	.373	161	467	.345	285	348	.819	64	244	308	3.5	240	7	351	191	7	199	1136	12.9



Tom Cutter




Ben Handlogten



Rashod Johnson




Robby Collum




**DON BOVEN • C • 6-3 • KALAMAZOO, MICH.**

Year	GP-GS	Min	Avg	FG	FGA	Pct	3FG	FGA	Pct	FT	FTA	Pct	REBOUNDS			PF	FO	A	TO	Blk	Stl	Pts	Avg	
													Off	Def	Tot									
1945-46	22	0	0.0	71	0	.000	0	0	.000	35	80	.438	-	-	0	0.0	0	0	0	0	0	0	177	8.0
1946-47	24	0	0.0	84	0	.000	0	0	.000	97	145	.669	-	-	0	0.0	0	0	0	0	0	0	265	11.0
1947-48	21	0	0.0	97	0	.000	0	0	.000	96	161	.596	-	-	0	0.0	0	0	0	0	0	0	290	13.8
1948-49	22	0	0.0	124	0	.000	0	0	.000	119	194	.613	-	-	0	0.0	0	0	0	0	0	0	367	16.7
TOTAL	89	0	0.0	376	0	.000	0	0	.000	347	580	.598	-	-	0	0.0	0	0	0	0	0	0	1099	12.3




**EARL JENKINS • F • 6-7 • DETROIT, MICH. • CASS TECH**

Year	GP-GS	Min	Avg	FG	FGA	Pct	3FG	FGA	Pct	FT	FTA	Pct	REBOUNDS			PF	FO	A	TO	Blk	Stl	Pts	Avg	
													Off	Def	Tot									
1968-69	24	0	0.0	131	267	.491	0	0	.000	41	81	.506	-	-	247	10.3	102	15	0	0	0	0	303	12.6
1969-70	23-22	0	0.0	131	300	.437	0	0	.000	83	128	.648	-	-	205	8.9	84	11	0	0	0	0	345	15.0
1970-71	24-24	0	0.0	186	371	.501	0	0	.000	78	127	.614	-	-	300	12.5	89	9	0	0	0	0	450	18.8
TOTAL	71-46	0	0.0	448	938	.478	0	0	.000	202	336	.601	-	-	752	10.6	275	35	0	0	0	0	1098	15.5




**PAUL GRIFFIN • F • 6-9 • SHELBY, MICH. • SHELBY**

Year	GP-GS	Min	Avg	FG	FGA	Pct	3FG	FGA	Pct	FT	FTA	Pct	REBOUNDS			PF	FO	A	TO	Blk	Stl	Pts	Avg	
													Off	Def	Tot									
1972-73	25-20	0	0.0	91	177	.514	0	0	.000	36	76	.474	-	-	220	8.8	78	8	26	0	0	0	218	8.7
1973-74	26-26	0	0.0	109	186	.586	0	0	.000	62	96	.646	-	-	252	9.7	95	6	47	0	0	0	280	10.8
1974-75	26-26	0	0.0	106	188	.564	0	0	.000	65	87	.747	-	-	259	10.0	85	5	101	0	0	0	277	10.7
1975-76	28-28	0	0.0	115	192	.599	0	0	.000	73	100	.730	-	-	277	9.9	82	5	84	0	0	0	303	10.8
TOTAL	105-100	0	0.0	421	743	.567	0	0	.000	236	359	.657	-	-	1008	9.6	340	24	258	0	0	0	1078	10.3



**SEAN WIGHTMAN • F • 6-6 • RICHMOND, MICH. • RICHMOND • ILLINOIS STATE**

Year	GP-GS	Min	Avg	FG	FGA	Pct	3FG	FGA	Pct	FT	FTA	Pct	REBOUNDS			PF	FO	A	TO	Blk	Stl	Pts	Avg	
													Off	Def	Tot									
1990-91	27-27	910	33.7	178	356	.500	28	69	.406	38	53	.717	18	60	78	2.9	76	2	52	60	7	20	422	15.6
1991-92	30-4	586	19.5	104	184	.565	48	76	.632	29	35	.829	19	46	65	2.2	38	0	28	38	4	11	285	9.5
1992-93	29-4	604	20.8	120	247	.486	63	129	.488	58	65	.892	10	28	38	1.3	49	0	21	40	3	18	361	12.4
TOTAL	86-35	2100	24.4	402	787	.511	139	274	.507	125	153	.817	47	134	181	2.1	163	2	101	138	14	49	1068	12.4




**HAROLD GENSICHEN • F • 6-0 • SOUTH BEND, IND. • CENTRAL**


Year	GP-GS	Min	Avg	FG	FGA	Pct	3FG	FGA	Pct	FT	FTA	Pct	REBOUNDS			PF	FO	A	TO	Blk	Stl	Pts	Avg	
													Off	Def	Tot									
1941-42	20	0	0.0	170	0	.000	0	0	.000	60	95	.632	-	-	0	0.0	0	0	0	0	0	0	400	20.0
1942-43	19	0	0.0	128	0	.000	0	0	.000	45	67	.672	-	-	0	0.0	0	0	0	0	0	0	301	15.8
1946-47	24	0	0.0	147	0	.000	0	0	.000	71	111	.640	-	-	0	0.0	0	0	0	0	0	0	365	15.2
TOTAL	63	0	0.0	445	0	.000	0	0	.000	176	273	.645	-	-	0	0.0	0	0	0	0	0	0	1066	16.9




Sean Wightman



Paul Griffin




Earl Jenkins




Harold Gensichen






**MIKE STEELE • C • 6-5 • TOLEDO, OHIO • J.W. SCOTT**

Year	GP-GS	Min	Avg	FG	FGA	Pct	3FG	FGA	Pct	FT	FTA	Pct	REBOUNDS													
													Off	Def	Tot	Avg	PF	F0	A	TO	Blk	Stl	Pts	Avg		
1971-72	24-23	0	0.0	133	279	.477	0	0	.000	93	136	.684	-	-	206	8.6	76	3	0	0	0	0	0	0	359	15.0
1972-73	26-23	0	0.0	160	402	.398	0	0	.000	66	119	.555	-	-	161	6.2	83	4	28	0	0	0	0	0	386	14.8
1973-74	25-25	0	0.0	118	291	.405	0	0	.000	78	126	.619	-	-	166	6.6	73	2	27	0	0	0	0	0	314	12.6
TOTAL	75-71	0	0.0	411	972	.423	0	0	.000	237	381	.622	-	-	533	7.1	232	9	55	0	0	0	0	1059	14.1	




**BOB ADAMS • G • 6-0 • SOUTH BEND, IND. • CENTRAL**

Year	GP-GS	Min	Avg	FG	FGA	Pct	3FG	FGA	Pct	FT	FTA	Pct	REBOUNDS														
													Off	Def	Tot	Avg	PF	F0	A	TO	Blk	Stl	Pts	Avg			
1949-50	22	0	0.0	152	0	.000	0	0	.000	58	94	.617	-	-	0	0.0	0	0	0	0	0	0	0	0	0	362	16.5
1950-51	22	0	0.0	122	367	.332	0	0	.000	61	94	.649	-	-	0	0.0	0	0	0	0	0	0	0	0	0	305	13.9
1951-52	24	0	0.0	156	465	.335	0	0	.000	67	97	.691	-	-	132	5.5	0	0	39	0	0	0	0	0	379	15.8	
TOTAL	68	0	0.0	430	832	.517	0	0	.000	186	285	.653	-	-	132	1.9	0	0	39	0	0	0	0	0	1046	15.4	




**MARK BROWN • G • 6-0 • HASTINGS, MICH. • HASTINGS • MICHIGAN STATE**

Year	GP-GS	Min	Avg	FG	FGA	Pct	3FG	FGA	Pct	FT	FTA	Pct	REBOUNDS											
													Off	Def	Tot	Avg	PF	F0	A	TO	Blk	Stl	Pts	Avg
1987-88	23-23	772	33.6	158	326	.485	61	129	.473	73	93	.785	10	44	54	2.3	47	0	52	0	3	19	450	19.6
1988-89	18-15	534	29.7	79	171	.462	37	86	.430	33	47	.702	12	38	50	2.8	24	1	34	0	1	11	228	12.7
1989-90	23-19	684	29.7	115	252	.456	67	139	.482	64	78	.821	14	29	43	1.9	52	0	60	49	2	25	361	15.7
TOTAL	64-57	1990	31.1	352	749	.470	165	354	.466	170	218	.780	36	111	147	2.3	123	1	146	49	6	55	1039	16.2




**SHAWNTÉS GARY • G • 6-2 • ELKHART, IND. • CONCORD**

Year	GP-GS	Min	Avg	FG	FGA	Pct	3FG	FGA	Pct	FT	FTA	Pct	REBOUNDS											
													Off	Def	Tot	Avg	PF	F0	A	TO	Blk	Stl	Pts	Avg
2005-06	31-21	539	17.4	40	109	.367	10	45	.222	23	38	.605	16	45	61	2.0	54	1	19	33	3	15	113	3.6
2006-07	32-32	843	26.3	104	246	.423	18	46	.391	99	130	.762	42	72	114	3.6	103	4	40	68	13	38	325	10.2
2007-08	32-30	829	25.9	93	232	.401	22	62	.355	73	95	.768	53	118	171	5.3	83	3	25	52	19	30	281	8.8
2008-09	31-31	801	25.8	106	247	.429	11	43	.256	95	129	.736	51	111	162	5.2	98	7	48	51	11	27	318	10.3
TOTAL	126-114	3012	23.9	343	834	.411	61	196	.311	290	392	.740	162	346	508	4.0	338	15	132	204	46	110	1037	8.2



**JASPER McELROY • F • 6-5 • CHICAGO, ILL. • ST. MICHAEL'S • JACKSON CC (MICH.)**

Year	GP-GS	Min	Avg	FG	FGA	Pct	3FG	FGA	Pct	FT	FTA	Pct	REBOUNDS												
													Off	Def	Tot	Avg	PF	F0	A	TO	Blk	Stl	Pts	Avg	
1980-81	28-28	0	0.0	189	345	.548	0	0	.000	96	147	.653	-	-	153	5.5	89	5	45	0	0	0	0	474	16.9
1981-82	29-29	0	0.0	220	410	.537	0	0	.000	121	154	.786	-	-	214	7.4	91	2	50	0	0	0	0	561	19.3
TOTAL	57-57	0	0.0	409	755	.542	0	0	.000	217	301	.721	-	-	367	6.4	180	7	95	0	0	0	0	1035	18.2




Mark Steele



Shawntés Gary



Jasper McElroy




Mark Brown



**BOB BOLTON • C • 6-10 • BATTLE CREEK, MICH. • LAKEVIEW**

Year	GP-GS	Min	Avg	FG	FGA	Pct	3FG	FGA	Pct	FT	FTA	Pct	REBOUNDS			PF	FO	A	TO	Blk	Stl	Pts	Avg	
													Off	Def	Tot									
1958-59	6	0	0.0	34	88	.386	0	0	.000	28	41	.683	-	-	64	10.7	24	0	0	0	0	0	96	16.0
1959-60	24	0	0.0	100	241	.415	0	0	.000	67	110	.609	-	-	241	10.0	60	0	0	0	0	0	267	11.1
1960-61	24	0	0.0	154	388	.397	0	0	.000	141	202	.698	-	-	313	13.0	62	0	0	0	0	0	449	18.7
1961-62	16	0	0.0	77	189	.407	0	0	.000	64	87	.736	-	-	116	7.3	50	0	0	0	0	0	218	13.6
TOTAL	70	0	0.0	365	906	.403	0	0	.000	300	440	.682	-	-	734	10.5	196	0	0	0	0	0	1030	14.7



**DARRICK BROOKS • G • 6-0 • KANKAKEE, ILL. • KANKAKEE**

Year	GP-GS	Min	Avg	FG	FGA	Pct	3FG	FGA	Pct	FT	FTA	Pct	REBOUNDS			PF	FO	A	TO	Blk	Stl	Pts	Avg	
													Off	Def	Tot									
1989-90	23-17	530	23.0	77	188	.410	49	114	.430	23	31	.742	18	34	52	2.3	46	0	39	42	2	16	226	9.8
1990-91	26-26	706	27.2	84	207	.406	31	77	.403	47	67	.701	16	58	74	2.8	77	6	93	78	1	36	246	9.5
1991-92	26-26	728	28.0	97	220	.441	50	113	.442	51	78	.654	11	42	53	2.0	69	2	38	37	2	48	295	11.3
1992-93	28-7	574	20.5	81	193	.420	41	110	.373	45	67	.672	26	39	65	2.3	55	2	34	28	1	46	248	8.9
TOTAL	103-76	2538	24.6	339	808	.420	171	414	.413	166	243	.683	71	173	244	2.4	247	10	204	185	6	146	1015	9.9



Darrick Brooks



**RON JACKSON • C • 6-6 • KALAMAZOO, MICH. • CENTRAL**

Year	GP-GS	Min	Avg	FG	FGA	Pct	3FG	FGA	Pct	FT	FTA	Pct	REBOUNDS			PF	FO	A	TO	Blk	Stl	Pts	Avg	
													Off	Def	Tot									
1951-52	24	0	0.0	103	302	.341	0	0	.000	61	106	.575	-	-	212	8.8	0	0	24	0	0	0	267	11.1
1952-53	21	0	0.0	127	384	.331	0	0	.000	76	111	.685	-	-	259	12.3	0	0	0	0	0	0	330	15.7
1953-54	21	0	0.0	167	515	.324	0	0	.000	80	130	.615	-	-	0	0.0	0	0	0	0	0	0	414	19.7
TOTAL	66	0	0.0	397	1201	.331	0	0	.000	217	347	.625	-	-	471	7.1	0	0	24	0	0	0	1011	15.3



**JASON BLACK • G • 6-1 • HOLT, MICH. • HOLT**


Year	GP-GS	Min	Avg	FG	FGA	Pct	3FG	FGA	Pct	FT	FTA	Pct	REBOUNDS			PF	FO	A	TO	Blk	Stl	Pts	Avg	
													Off	Def	Tot									
1994-95	27-27	815	30.2	116	322	.360	32	119	.269	90	111	.811	17	38	55	2.0	34	0	60	63	6	39	354	13.1
1995-96	27-25	855	31.7	127	318	.399	51	140	.364	111	135	.822	0	64	64	2.4	37	1	81	71	3	37	416	15.4
1996-97	28-4	562	20.1	72	182	.396	30	80	.375	65	76	.855	3	37	40	1.4	31	0	55	51	2	15	239	8.5
TOTAL	82-56	2232	27.2	315	822	.383	113	339	.333	266	322	.826	20	139	159	1.9	102	1	196	185	11	91	1009	12.3



Jason Black

1,000-POINT CLUB





Manny Newsome is WMU's all-time leading scorer with 1,786 points.

**1,000-Point Scorers**

1.	1787	Manny Newsome	1961-64
2.	1743	Booker James	1983-87
3.	1713	Joe Reitz	2004-08
4.	1688	Saddi Washington	1993-94, 95-98
5.	1668	Ben Reed	2001-05
6.	1554	Jim Havrilla	1988-92
7.	<b>1408</b>	<b>David Kool</b>	<b>2006-present</b>
8.	1393	Gene Ford	1966-69
9.	1289	Reggie Lacefield	1965-68
10.	1283	Edgar Blair	1956-59
11.	1225	Joel Burns	1993-97
12.	1217	Leon McGee	1991-94
13.	1207	Kenny Cunningham	1978-80
14.	1206	Jeff Tyson	1973-76
	1206	Anthony Kann	2000-04
16.	1178	Tom Cutter	1973-77
17.	1167	Ben Handlogten	1992-96
18.	1143	Rashod Johnson	1994-98
19.	1137	Jack Smith	1954-57
20.	1136	Robby Collum	2000-03
21.	1099	Don Boven	1945-49
22.	1098	Earl Jenkins	1968-71
23.	1078	Paul Griffin	1972-76
24.	1068	Sean Wightman	1990-93
25.	1066	Harold Gensichen	1941-43, 46-47
26.	1059	Mike Steele	1971-74
27.	1046	Bob Adams	1949-52
28.	1039	Mark Brown	1987-90
29.	1037	Shawntés Gary	2005-09
30.	1035	Jasper McElroy	1980-82
31.	1030	Bob Bolton	1958-62
32.	1015	Darrick Brooks	1989-93
33.	1011	Ron Jackson	1951-54
34.	1009	Jason Black	1994-97

**Scoring Average**

1.	26.3	Manny Newsome	1961-64 (68 gms)
2.	21.6	Kenny Cunningham	1978-80 (56 gms)
3.	20.0	Edgar Blair	1956-59 (64 gms)
4.	19.6	Gene Ford	1966-69 (71 gms)
5.	18.7	Reggie Lacefield	1965-68 (69 gms)
6.	18.7	Ron Robinson	1959-61 (40 gms)
7.	18.4	Walker D. Russell	1980-82 (46 gms)
8.	18.2	Jasper McElroy	1980-82 (57 gms)
9.	18.1	Tony Barksdale	1998-00 (50 gms)
10.	17.7	Donald Petties	1984-86 (51 gms)

**Field Goals**

1.	729	Manny Newsome	1961-64
2.	641	Booker James	1983-87
3.	575	Saddi Washington	1993-94, 95-98
4.	568	Joe Reitz	2004-08
5.	551	Jim Havrilla	1988-92
6.	550	Ben Reed	2001-05
7.	543	Gene Ford	1966-69
8.	513	Jeff Tyson	1973-76
9.	508	Kenny Cunningham	1978-80
10.	503	Reggie Lacefield	1965-68

**Field Goal Attempts**

1.	1546	Manny Newsome	1961-64
2.	1381	Booker James	1983-87
3.	1323	Saddi Washington	1993-94, 95-98
4.	1290	Ben Reed	2001-05
5.	1206	Edgar Blair	1956-59
6.	1201	Ron Jackson	1951-54
7.	1191	Gene Ford	1966-69
8.	1166	Jim Havrilla	1988-92
9.	1094	Jeff Tyson	1973-76
10.	1063	Reggie Lacefield	1965-68

**Field Goal Percentage (Min. 3.0 made/gm)**

1.	.595 (459-771)	Tom Cutter	1973-77
2.	.593 (176-297)	Russ DesErmia	1995-97
3.	.567 (421-743)	Paul Griffin	1972-76
4.	.548 (568-1036)	Joe Reitz	2004-08
5.	.542 (409-755)	Jasper McElroy	1980-82
6.	.534 (451-844)	Ben Handlogten	1992-96
7.	.534 (387-725)	Mike Williams	2002-04
8.	.531 (397-747)	Tony Baumgardt	1985-89
9.	.531 (181-341)	Shaun Jackson	1997-99
10.	.521 (255-489)	Steve Riikonen	1986-88

**3-Point Field Goals Made**

1.	246	Ben Reed	2001-05
2.	181	Joel Burns	1993-97
3.	171	Darrick Brooks	1989-93
4.	170	Derek Drews	2005-09
5.	<b>168</b>	<b>David Kool</b>	<b>2006-present</b>
6.	165	Mark Brown	1987-90
7.	161	Robby Collum	2000-03
8.	144	Saddi Washington	1993-94, 95-98
9.	139	Sean Wightman	1990-93
	139	Reggie Berry	2000-04

**3-Point Field Goal Attempts**

1.	627	Ben Reed	2001-05
2.	<b>477</b>	<b>David Kool</b>	<b>2006-present</b>
3.	467	Robby Collum	2000-03
4.	443	Joel Burns	1993-97
5.	433	Derek Drews	2005-09
6.	414	Darrick Brooks	1989-93
7.	391	Reggie Berry	2000-04
8.	370	Saddi Washington	1993-94, 95-98
9.	354	Mark Brown	1987-90
10.	339	Jason Black	1994-97

**3-Point Field Goal Percentage (Min. 1 made/gm)**

1.	.507 (139-274)	Sean Wightman	1990-93
2.	.476 (70-147)	Eli Parker	1987-89
3.	.466 (165-354)	Mark Brown	1987-90
4.	.413 (171-414)	Darrick Brooks	1989-93
5.	.409 (128-313)	Levi Rost	2003-05
6.	.409 (181-443)	Joel Burns	1993-97
7.	.408 (115-282)	Rashod Johnson	1994-98
8.	.393 (170-433)	Derek Drews	2005-09
9.	.392 (246-627)	Ben Reed	2001-05
10.	.389 (144-370)	S. Washington	1993-94, 95-98

**Free Throws Made**

1.	576	Joe Reitz	2004-08
2.	453	Booker James	1983-87
3.	449	Jim Havrilla	1988-92
4.	<b>396</b>	<b>David Kool</b>	<b>2006-present</b>
5.	394	Saddi Washington	1993-94, 95-98
6.	354	Leon McGee	1991-94
7.	347	Don Boven	1945-49
8.	329	Manny Newsome	1961-64
9.	322	Ben Reed	2001-05
10.	317	Edgar Blair	1956-59



**Free Throw Attempts**

1.	820	Joe Reitz	2004-08
2.	622	Booker James	1983-87
3.	610	Jim Havrilla	1988-92
4.	580	Don Boven	1945-49
5.	505	Saddi Washington	1993-94, 95-98
6.	464	Leon McGee	1991-94
7.	<b>447</b>	<b>David Kool</b>	<b>2006-present</b>
8.	442	Ben Reed	2001-05
9.	441	Gene Ford	1966-69
10.	440	Bob Bolton	1958-62

**Assists**

1.	427	Billy Stanback	1986-90
2.	406	Brian Snider	2002-06
3.	391	Todd Dietrich	1977-81
4.	373	Jim Kurzen	1972-76
5.	358	Michael Redell	2006-09
6.	351	Robby Collum	2000-03
7.	317	Rickey Willis	2001-05
8.	291	Rod Brown	1998-00
9.	258	Paul Griffin	1972-76
		Saddi Washington	1993-94, 95-98

**Games Played**

1.	128	Joe Reitz	2004-08
2.	126	Shawntés Gary	2005-09
3.	124	Derek Drews	2005-09
4.	123	Rickey Willis	2001-05
5.	121	Andrew Hershberger	2004-08
6.	120	Ben Reed	2001-05
	120	Andre Ricks	2005-09
8.	119	Brian Snider	2002-06
9.	118	Reggie Berry	2000-04
10.	117	Anthony Kann	2000-04

**Free Throw Percentage (Min. 2.0 made/gm)**

1.	.905 (86-95)	Kylo Jones	1997-99
2.	<b>.886 (396-447)</b>	<b>David Kool</b>	<b>2006-present</b>
3.	.829 (247-298)	Billy Stanback	1986-90
4.	.826 (266-322)	Jason Black	1994-97
5.	.825 (329-399)	Manny Newsome	1961-64
6.	.823 (191-232)	K. Cunningham	1978-80
7.	.821 (193-235)	Donald Petties	1984-86
8.	.819 (285-348)	Robby Collum	2000-03
9.	.812 (108-133)	Thadus Williams	1998-00
10.	.808 (168-208)	Walker D. Russell	1980-82

**Assists Average**

1.	5.6	Rod Brown	1998-00 (56 gms)
2.	4.7	Walker D. Russell	1980-82 (46 gms)
3.	4.7	Dan Zachary	1984-86 (53 gms)
4.	4.0	Todd Dietrich	1977-81 (97 gms)
5.	4.0	Robby Collum	2000-03 (88 gms)
6.	3.9	Billy Stanback	1986-90 (110 gms)
7.	3.8	Michael Redell	2006-09 (95 gms)
8.	3.5	Jim Kurzen	1972-76 (106 gms)
9.	3.4	Brian Snider	2002-06 (119 gms)
10.	3.0	Ebon Sanders	1991-93 (59 gms)

**Games Started**

1.	126	Joe Reitz	2004-08
2.	117	Ben Reed	2001-05
3.	114	Shawntés Gary	2005-09
4.	104	Booker James	1983-87
5.	102	Mike Seberger	1978-82
6.	100	Paul Griffin	1972-76
7.	96	Jim Kurzen	1972-76
8.	92	Anthony Kann	2000-04
9.	90	Saddi Washington	1993-94, 95-98
	90	Ben Handlogten	1992-96

**Rebounds**

1.	1008	Paul Griffin	1972-76
2.	947	Tom Cutter	1973-77
3.	939	Joe Reitz	2004-08
4.	864	Booker James	1983-87
5.	846	Anthony Kann	2000-04
6.	833	Ben Handlogten	1992-96
7.	800	Edgar Blair	1956-59
8.	770	Jim Havrilla	1988-92
9.	759	Mike Seberger	1978-82
10.	753	Reggie Lacefield	1965-68

**Blocks**

1.	149	Matt Van Abbema	1991-95
2.	137	Mike Seberger	1978-82
3.	116	Ben Handlogten	1992-96
4.	83	Steve Riikonen	1985-88
5.	79	Kelvin Oliver	1981-84
6.	65	Mike Williams	2002-04
7.	62	Andrew Hershberger	2004-08
8.	<b>57</b>	<b>Donald Lawson</b>	<b>2006-present</b>
9.	55	Tony Baumgardt	1985-89
10.	53	Mike Kabat	1979-81

**Minutes Average**

1.	34.3	Rod Brown	1998-00 (52 gms)
2.	32.7	Saddi Washington	1993-94, 95-98 (102 gms)
3.	32.5	Robby Collum	2000-03 (88 gms)
4.	31.7	Steve Reynolds	2000-02 (58 gms)
5.	31.3	Tony Barksdale	1998-00 (50 gms)
6.	31.1	Mark Brown	1987-90 (64 gms)
7.	30.9	David Kool	2006-present
8.	30.2	Shaun Jackson	1997-99 (46 gms)
9.	30.1	Ben Reed	2001-05 (120 gms)
10.	30.0	Leon McGee	1991-94 (77 gms)

**Rebounding Average**

1.	12.5	Edgar Blair	1956-59 (64 gms)
2.	10.9	Reggie Lacefield	1965-68 (69 gms)
3.	10.6	Ajac Triplett	1962-64, 65-66 (57 gms)
4.	10.6	Earl Jenkins	1968-71 (71 gms)
5.	10.5	Bob Bolton	1958-62 (70 gms)
6.	10.3	Ron Robinson	1959-61 (40 gms)
7.	9.8	Ron Emerick	1959-62 (66 gms)
8.	9.6	Paul Griffin	1972-76 (105 gms)
9.	9.4	Chuck Washington	1970-72 (48 gms)
10.	9.2	Gene Ford	1966-69 (71 gms)

**Steals**

1.	199	Robby Collum	2000-03
2.	185	Booker James	1983-87
3.	177	Anthony Kann	2000-04
4.	173	Saddi Washington	1993-94, 95-98
5.	156	Rashod Johnson	1994-98
6.	149	Brian Snider	2002-06
7.	146	Darrick Brooks	1989-93
8.	142	Ben Handlogten	1992-96
9.	110	Shawntés Gary	2005-09
10.	105	Leon McGee	1991-94
	<b>105</b>	<b>David Kool</b>	<b>2006-present</b>



Joe Reitz is one of the top scorers, rebounders and free throw producers in school history.

**Points**

1.	654	Manny Newsome	1963-64 (20 gms)
2.	630	Kenny Cunningham	1979-80 (26 gms)
3.	626	Saddi Washington	1997-98 (29 gms)
4.	620	Gene Ford	1968-69 (24 gms)
5.	598	Booker James	1986-87 (27 gms)
6.	587	Mike Williams	2003-04 (31 gms)
7.	583	Ben Reed	2004-05 (33 gms)
8.	578	Manny Newsome	1961-62 (24 gms)
9.	577	Kenny Cunningham	1978-79 (30 gms)
10.	576	Walker D. Russell	1981-82 (29 gms)

**Scoring Average**


1.	32.7	Manny Newsome	1963-64 (20 gms)
2.	25.8	Gene Ford	1968-69 (24 gms)
3.	24.2	Kenny Cunningham	1979-80 (26 gms)
4.	24.1	Manny Newsome	1961-62 (24 gms)
5.	23.1	Manny Newsome	1962-63 (24 gms)
6.	22.1	Booker James	1986-87 (27 gms)
7.	22.0	Edgar Blair	1958-59 (22 gms)
8.	21.7	Dave Anderson	1964-65 (24 gms)
9.	21.6	Saddi Washington	1997-98 (29 gms)
10.	20.8	Jim Havrilla	1989-90 (26 gms)

**Field Goals Made**

1.	267	Kenny Cunningham	1979-80
2.	262	Manny Newsome	1963-64
3.	241	Kenny Cunningham	1978-79
4.	238	Manny Newsome	1961-62
5.	237	Gene Ford	1968-69
6.	230	Walker D. Russell	1981-82
7.	229	Manny Newsome	1962-63
8.	228	Mike Williams	2003-04
9.	222	Cordell Eley	1982-83
10.	220	Jasper McElroy	1981-82

**Field Goal Attempts**

1.	534	Manny Newsome	1963-64
2.	531	Manny Newsome	1961-62
3.	529	Kenny Cunningham	1979-80
4.	515	Ron Jackson	1953-54
5.	506	Cordell Eley	1982-83
6.	498	Gene Ford	1968-69
7.	487	Edgar Blair	1957-58
8.	481	Manny Newsome	1962-63
9.	471	Kenny Cunningham	1978-79
	471	Walker D. Russell	1981-82



Booker James is the second leading scorer in Western Michigan history with 1,743 points after his 22.1 points per game in 1986-87 led to the second MAC Player of the Year award in school history

**Field Goal Percentage (Min. 3.0 made/gm)**

1.	.645 (140-217)	Tom Cutter	1975-76
2.	.605 (78-129)	Russ DesErmia	1995-96
3.	.599 (154-257)	Ben Handlogten	1995-96
4.	.599 (115-192)	Paul Griffin	1975-76
5.	.598 (134-224)	Tom Cutter	1974-75
6.	.595 (128-215)	Tom Cutter	1976-77
7.	.586 (109-186)	Paul Griffin	1973-74
8.	.583 (98-168)	Russ DesErmia	1996-97
9.	.583 (109-187)	Virgil Grayson	1991-92
10.	.580 (98-169)	Anthony Kann	2001-02

**3-Point Field Goals Made**

1.	91	Levi Rost	2004-05
2.	84	Rashod Johnson	1997-98
3.	81	Ben Reed	2004-05
4.	74	Ben Reed	2003-04
5.	71	David Kool	2007-08
6.	67	Steve Amundson	1986-87
	67	Mark Brown	1989-90
8.	63	Sean Wightman	1992-93
9.	62	Robby Collum	2001-02
10.	61	Mark Brown	1987-88

**3-Point Field Goal Attempts**

1.	213	Levi Rost	2004-05
2.	199	Ben Reed	2004-05
3.	195	David Kool	2008-09
4.	194	Rashod Johnson	1997-98
5.	189	David Kool	2007-08
6.	170	Robby Collum	2002-03
7.	166	Robby Collum	2001-02
8.	165	Steve Reynolds	2001-02
9.	164	Ben Reed	2003-04
10.	158	Saddi Washington	1997-98

**3-Point FG Percentage (Min. 1.0 made/gm)**

1.	.632 (48-76)	Sean Wightman	1991-92
2.	.488 (63-129)	Sean Wightman	1992-93
3.	.482 (67-139)	Mark Brown	1989-90
4.	.473 (61-129)	Mark Brown	1987-88
5.	.472 (51-108)	Eli Parker	1988-89
6.	.472 (67-142)	Steve Amundson	1986-87
7.	.463 (56-121)	Derek Drews	2006-07
8.	.461 (53-115)	Joel Burns	1994-95
9.	.451 (74-164)	Ben Reed	2003-04
10.	.442 (50-113)	Darrick Brooks	1991-92

**Free Throws Made**

1.	186	Joe Reitz	2007-08
2.	162	Booker James	1986-87
3.	161	David Kool	2008-09
4.	158	Dave Anderson	1964-65
5.	155	Joe Reitz	2005-06
6.	153	Saddi Washington	1997-98
7.	152	Edgar Blair	1957-58
8.	148	Jim Havrilla	1990-91
9.	146	Gene Ford	1968-69
10.	145	Joe Reitz	2006-07

**Free Throw Attempts**

1.	260	Joe Reitz	2007-08
2.	219	Joe Reitz	2006-07
3.	218	Booker James	1986-87
4.	211	Joe Reitz	2005-06
5.	206	Gene Ford	1968-69
6.	203	Jim Havrilla	1990-91
7.	202	Bob Bolton	1960-61
8.	196	Edgar Blair	1957-58
9.	194	Don Boven	1948-49
10.	189	Saddi Washington	1997-98



In just two years at Western Michigan, David Kool holds three of the four longest consecutive free throw streaks in school history, including the top two.

### Free Throw Percentage (Min. 2.0 made/game)

1. .932 (55-59)	Thadus Williams	1998-99
<b>2. .917* (99-108)</b>	<b>David Kool</b>	<b>2006-07</b>
<b>3. .894 (161-180)</b>	<b>David Kool</b>	<b>2008-09</b>
4. .892 (58-65)	Sean Wightman	1992-93
5. .872 (82-94)	Billy Stanback	1986-87
6. .867 (130-150)	Manny Newsome	1963-64
7. .865 (96-111)	K. Cunningham	1979-80
8. .864 (127-147)	Robby Collum	2001-02
9. .863 (158-183)	Dave Anderson	1964-65
10. .863 (63-73)	Bill Coole	1964-65


\* = 4th-highest in NCAA D-I history by freshman

### Rebounds

1. 324	Edgar Blair	1957-58
2. 313	Bob Bolton	1960-61
3. 300	Earl Jenkins	1970-71
4. 298	Tom Cutter	1975-76
5. 288	Jack Smith	1955-56
6. 287	Tom Cutter	1976-77
7. 285	Edgar Blair	1958-59
8. 278	Ajac Triplett	1963-64
9. 277	Paul Griffin	1975-76
10. 275	Joe Reitz	2006-07

### Rebounding Average

1. 13.5	Edgar Blair	1957-58
2. 13.1	Jack Smith	1955-56
3. 13.0	Bob Bolton	1960-61
4. 13.0	Edgar Blair	1958-59
5. 12.5	Earl Jenkins	1970-71
6. 12.3	Ron Jackson	1952-53
7. 12.0	Fred Corbus	1955-56
8. 11.6	Ajac Triplett	1963-64
9. 11.1	Ron Emerick	1960-61
10. 11.1	Reggie Lacefield	1967-68



Rod Brown holds the record for most assists in a season (170) and most assists per game in a season (6.1) during the 1999-00 campaign.

### Assists

1. 170	Rod Brown	1999-00	
2. 166	Jason Kimbrough	1997-98	
3. 160	Rickey Willis	2004-05	
4. 159	Brian Snider	2005-06	
5. 149	Brian Snider	2003-04	
6. 147	Dan Zachary	1984-85	
7. 142	Michael Redell	2006-07	
8. 136	Robby Collum	2001-02	
	136	Billy Stanback	1986-87
10. 134	Jim Kurzen	1974-75	



During the 2004-05 campaign, Levi Rost set Western Michigan records for three-pointers made in a game (9) and in a season (91).

### Assists Average

1. 6.1	Rod Brown	1999-00
2. 5.7	Jason Kimbrough	1997-98
3. 5.3	Dan Zachary	1984-85
4. 5.2	Jim Kurzen	1974-75
5. 5.1	Brian Snider	2005-06
6. 5.0	Rod Brown	1998-99
7. 4.9	Billy Stanback	1986-87
8. 4.8	Rickey Willis	2004-05
9. 4.8	Brian Snider	2003-04
10. 4.6	Todd Dietrich	1980-81

### Blocks

1. 56	Matt Van Abbema	1993-94	
<b>2. 48</b>	<b>LaMarcus Lowe</b>	<b>2008-09</b>	
3. 47	Matt Van Abbema	1992-93	
4. 44	Matt Van Abbema	1994-95	
5. 41	Ben Handlogten	1995-96	
6. 37	Mike Seberger	1980-81	
	37	Mike Seberger	1981-82
8. 36	Steve Riikonen	1987-88	
9. 35	Mike Williams	2003-04	
10. 33	Mike Seberger	1979-80	

### Steals

1. 83	Robby Collum	2002-03	
2. 72	Robby Collum	2001-02	
3. 63	Brian Snider	2005-06	
4. 60	Mike Williams	2003-04	
5. 59	Anthony Kann	2002-03	
6. 57	Booker James	1986-87	
	57	Saddi Washington	1996-97
8. 56	Saddi Washington	1997-98	
	56	Rashod Johnson	1997-98
10. 51	Jason Kimbrough	1997-98	
	51	Rod Brown	1998-99


### Minutes Average

1. 35.4	Saddi Washington	1997-98
2. 34.8	Rod Brown	1999-00
3. 34.4	Saddi Washington	1996-97
4. 34.1	David Kool	2008-09
5. 33.9	Jim Havrilla	1989-90
6. 33.8	Rod Brown	1998-99
7. 33.7	Sean Wightman	1990-91
8. 33.6	Mark Brown	1987-88
9. 33.5	Rickey Willis	2004-05
10. 33.4	Billy Stanback	1986-87



Saddi Washington set a school record by averaging 35.4 minutes per game to lead Western Michigan to its second NCAA Tournament ever in 1998.





On Feb. 4, 1969, Western Michigan's Gene Ford electrified the Read Fieldhouse crowd with a school-record 46 points in a 115-92 Broncos' win over Loyola (Ill.).

**Points**

1. 46 Gene Ford Loyola (Ill.), 2/4/69
2. 45 Manny Newsome Michigan St., 2/5/64
- 45 Manny Newsome Toledo, 1964
4. 44 Manny Newsome at Loyola (Ill.), 1964
5. 43 Donald Petties Bowling Green, 1/18/85
6. 42 Gene Ford at Bowling Green, 2/1/69
7. 41 Booker James at Northern Ill., 12/13/87
8. 40 Ajac Triplett vs. Marshall, 1964
- 40 Dave Anderson vs. Marshall, 1965
- 40 Ellis Hull Tennessee Tech, 12/27/69
- 40 Booker James Northern Ill., 2/4/87

**Field Goals**

1. 21 Manny Newsome Toledo, 2/12/64
2. 19 Manny Newsome at Loyola (Ill.) 12/29/64
- 19 Donald Petties Bowling Green, 1/18/85
4. 18 Gene Ford Loyola, 2/4/69
- 18 Ellis Hull Tennessee Tech, 12/27/69

**Field Goal Attempts**

1. 36 Manny Newsome at Mich. St., 12/4/63
2. 35 Bob Diment vs. Bowling Green, 1955
- 35 Ron Jackson at Kent State, 2/5/53
4. 33 Manny Newsome Toledo, 1964
- 33 Ellis Hull Tennessee Tech, 12/27/69
- 33 Earnest Pettis Detroit, 3/4/72

**Field Goal Percentage (Min. 10 att.)**

1. 1.000 (13-13) Ben Handlogten Toledo, 1/27/96
2. .909 (10-11) Earl Jenkins vs. Kent St., 1969
- .909 (10-11) Tom Cutter vs. Lake Superior St., 11/27/78
- .909 (10-11) Dan Leighton Akron, 3/5/88
- .909 (10-11) Tony Baumgardt Lake Superior St., 2/2/87
6. .900 (9-10) Tom Cutter at Toledo, 3/2/77
- .900 (9-10) Dan Zachary Ohio, 1/5/85
- .900 (9-10) Tony Warner at Central Mich., 1/10/90
- .900 (9-10) Russ DesErnia Bowling Green, 1/8/97

**3-Point Field Goals**

1. 9 Levi Rost at Buffalo, 12/4/04
2. 8 Rashod Johnson vs. Clemson, 3/13/98
- 8 Kylo Jones at Michigan St., 11/28/98
- 8 Steve Reynolds at Kent St., 1/19/02 (10)
5. 7 Ben Reed Northern Illinois, 1/19/05
- 7 Levi Rost Kent State, 1/12/05
- 7 Steve Reynolds at Northern Illinois, 2/16/02
- 7 Robby Collum Ohio, 1/26/02
- 7 Steve Amundson at Ohio State, 12/1/87
- 7 Mark Brown Monmouth, 11/24/89

**3-Point Field Goal Attempts**

1. 15 Rashod Johnson vs. Clemson, 3/15/98
2. 14 Ben Reed Northern Illinois, 1/19/05
- 14 David Kool Eastern Illinois, 2/21/09
4. 13 Robby Collum at Siena, 3/23/03
5. 12 Levi Rost at Ohio, 2/5/05
- 12 Levi Rost at Buffalo, 12/4/04
- 12 Cordell Eley vs. Western Illinois, 12/18/92

**3-Point FG Percentage (Min. 5 att.)**

1. 1.000 (5-5) Mark Brown at Valparaiso, 12/5/89
- 1.000 (5-5) Jason Black Evansville, 12/7/96
- 1.000 (5-5) Bronson Nichols Bowling Green, 1/12/00
4. .875 (7-8) Steve Amundson at Ohio St., 12/1/87
- .875 (7-8) Steve Amundson at Ohio St., 12/2/86
- .875 (7-8) Robby Collum Ohio, 1/26/02
7. .857 (6-7) Rashod Johnson at Central Mich., 2/14/98
- .857 (6-7) Ben Reed at Ball State, 3/5/05
- .857 (6-7) Ben Reed Miami, 12/6/03

**Free Throws Made**

1. 18 Dave Anderson vs. Marshall, 1965
2. 17 Harold Stacy vs. Bowling Green, 1955
3. 16 Booker James at Kent State, 1/18/86
4. 15 Allan Barkeley vs. Ohio, 1955
- 15 Edgar Blair vs. Valparaiso, 1957

**Free Throw Attempts**

1. 21 Leon McGee Akron, 1/8/94
2. 19 Harold Stacy vs. Bowling Green, 1955
- 19 Dave Anderson vs. Marshall, 1965
4. 18 Ben Reed vs. Winthrop, 12/29/03
- 18 Joe Reitz Valparaiso, 2/17/07
- 18 Saddi Washington Eastern Mich., 2/19/94
- 18 Bob Bolton Loyola (Ill.), 1961
- 18 Reggie Lacefield Bowling Green, 1966

**Free Throw Percentage (10 or more)**

1. 14-14 David Kool at Buffalo, 1/29/08
- 14-14 Saddi Washington Toledo, 1/26/94
- 13-13 David Kool at Toledo, 2/28/09
- 13-13 Donald Pettis Ball State, 1985-86
- 13-13 Dave Anderson Ohio, 1964-65
- 12-12 Tony Warner Ohio, 1988-89
- 12-12 Gene Ford Kent State, 1968-69
- 12-12 Jack Smith Miami, 1957
- 11-11 Jon Powell at Northern Illinois, 1/8/00
- 11-11 M. Newsome at Michigan St., 12/4/63
- 11-11 Ron Robinson Valparaiso, 1960
- 11-11 Sam Key Marshall, 1958
- 10-10 David Kool at Northern Illinois, 2/25/09
- 10-10 Anthony Kann Marshall, 2/5/03
- 10-10 Robby Collum Buffalo, 1/24/01
- 10-10 Kylo Jones Michigan, 12/6/98
- 10-10 Saddi Washington Chicago State, 1/2/94
- 10-10 Ajac Triplett at Michigan, 12/14/63
- 10-10 Fred Corbus at Central Michigan, 12/8/54

**Consecutive Free Throws**

1. **41 David Kool (1/19/08-2/12/08 [8])**
2. **39 David Kool (3/7/07-11/28/07 [9])**
3. 37 Dave Anderson (12/19/64-1/6/65 [5])
- 37 David Kool (2/21-3/8/09 [5])**
4. 29 Kylo Jones (11/27/98-12/19/98 [6])
- 29 David Kool (11/24/06-1/13/07 [[12]])**

**Rebounds**

1. 26 Reggie Lacefield at Illinois St., 12/9/67
2. 25 Frank Ayers Loyola (Ill.), 2/13/73
3. 24 Edgar Blair vs. Valparaiso, 1958
4. 23 Paul Griffin Kent, 1/6/73
5. 22 Tom Cutter at N. Iowa, 12/10/75
- 22 Tom Cutter Central Michigan, 3/1/75
- 22 Earl Jenkins Minn.-Duluth, 12/2/70
- 22 Ron Emerick Ohio, 1962
- 22 Jack Smith Great Lakes, 12/5/56
- 22 Ron Jackson at Kent State, 2/5/53
11. 20 Ben Handlogten at Akron, 2/5/94
- 20 Earl Jenkins Ohio, 2/6/71

**Assists (10 or more)**

- 1. 17 Todd Dietrich Bowling Green, 2/21/79
- 2. 13 Rod Brown Marshall, 12/20/99
- 13 Robby Collum at Oakland, 12/29/01
- 4. 12 Rod Brown Bowling Green, 1/12/00
- 12 Rod Brown at Oakland, 12/11/99
- 12 Ebon Sanders Oregon State, 12/5/92
- 12 Chris Brawley Youngstown State, 2/25/89
- 12 Jim Kurzen at Eastern Michigan, 2/8/75
- 9. 11 Jason Kimbrough Bowling Green, 1/3/98
- 11 Rickey Willis at Ohio, 2/5/05
- 11 Dan Zachary Northern Illinois, 2/6/85
- 11 Dan Zachary Marquette, 1/21/85
- 11 David Schluter at Michigan St., 11/26/82
- 14. 10 Michael Redell N.C. Central, 1/2/08
- 10 Rod Brown Ball State, 2/26/00
- 10 Darrick Brooks at Oregon St., 12/29/90
- 10 Roosevelt Outlaw Kent St., 2/21/90
- 10 Billy Stanback at Ohio, 1/24/87
- 10 Dan Zachary Central Michigan, 1/12/85
- 10 Walker D. Russell vs. Bowling Green, 3/6/82
- 10 Walker D. Russell at Michigan St., 11/28/81




Todd Dietrich led the Broncos to 99 points and a victory over Bowling Green on Feb. 21, 1979 with a school record 17 assists. No other Bronco in school history has come within four assists of Dietrich's 30-year school record.

**Blocks**

- 1. 7 Matt Van Abbema vs. Toledo, 3/3/93
- 7 Ben Handlogten at Purdue, 12/19/95
- 7 LaMarcus Lowe at Eastern Mich., 1/24/09
- 3. 6 Mike Williams at Detroit, 11/29/03
- 6 Paul Griffin Miami, 1976

**Steals**

- 1. 7 Robby Collum Eastern Mich., 2/6/02
- 7 Robby Collum Wis.-Milwaukee, 11/21/01
- 7 Cordell Eley at Valparaiso, 11/27/85
- 4. 6 Robby Collum at Northern Ill., 3/8/03
- 6 Robby Collum Akron, 1/25/03
- 6 Rod Brown vs. Toledo, 12/4/99
- 6 Leon McGee at Eastern Mich., 1/22/94
- 6 Booker James at Miami, 2/14/87
- 6 Bokker James at Northern Ill., 1/7/87
- 6 Harold Triche Lake Superior St., 12/3/79



Reggie Lacefield set a school record that still stands more than 30 years later with 26 rebounds at Illinois State during the 1967-68 season.



Robby Collum holds the single-game record for steals with seven in two games and he is tied for second all-time with 13 assists in a game.



Matt Van Abbema is the best shot-blocker in school history. The 7-1 Colorado native holds school records for career blocks, single-season blocks and blocks in a game.





**Most Points**

1.	126	Marshall	12/20/99
2.	124	Western Ontario	1/2/65
3.	122	Wis.-Whitewater	12/1/64
4.	119	Chicago State	1/2/93
5.	118	Kent State	12/11/54
	118	at Washington, Mo.	1/9/60
7.	115	Loyola (Ill.)	2/4/69
	115	Wis.-Oshkosh	12/20/75
9.	113	at Western Reserve	2/4/55
	113	Northwood	12/22/84

**Most Points Scored in a Loss**

1.	126	Marshall (127)	12/20/99
2.	102	at Loyola (Ill.) (123)	12/17/62
3.	102	Loyola (Ill.) (105)	12/12/63
4.	100	at Michigan State (101)	12/4/63
	100	at N. Illinois (101 OT)	2/28/79

**Opponent Losing Score**

1.	100	at Washington, Mo. (118)	1/9/60
	100	at Western Reserve (113)	2/4/55
2.	99	at Loyola (Ill.) (107)	2/21/61
	99	Bowling Green (101)	2/26/69

**Combined Score**

1.	253	Marshall 127, WMU 126	12/20/99
2.	225	Loyola 123, WMU 102	12/17/63
3.	223	at Marshall 125, WMU 98	2/28/70
4.	218	WMU 118, Wash., Mo., 100	1/9/60
5.	213	WMU 113, W. Reserve, 100	2/4/55

**Winning Margin**

1.	64	WMU 78, Valparaiso 14	1930
2.	61	WMU 106, CMU 45	12/7/59
3.	58	WMU 124, W. Ontario	1/2/65
4.	57	WMU 73, Olivet 16	1919
5.	56	WMU 81, Ferris State 25	11/22/46
	56	WMU 72, Olivet 16	1926

**Most Field Goals Made**

1.	51	Wis.-Whitewater	12/1/69
2.	50	Northwood	12/22/84
3.	49	Lake Superior State	12/3/79
	49	Loyola (Ill.)	2/4/69
5.	48	Western Ontario	1/2/65
	48	Ball State	1/26/71

**Most Field Goal Attempts**

1.	130	at Valparaiso	12/12/51
2.	116	vs. Western Reserve	1951
3.	114	at Kent State	2/5/1953
4.	110	vs. Cincinnati	1953
	110	Wis.-Whitewater	12/1/69

**Field Goal Percentage**

1.	.727 (32-44)	at Miami	1/5/94
2.	.685 (37-54)	Calvin	11/26/88
3.	.667 (26-39)	at Marshall	1956
4.	.661 (37-56)	at Central Michigan	2/20/93
	.661	Northern Illinois	2/4/87

**Most 3-Point Field Goals**

1.	17	Ohio	1/26/02
2.	14	at Northern Illinois	2/16/02
	14	Northern Illinois	1/17/09
4.	13	vs. Monmouth	11/24/89
	13	at Wis.-Milwaukee	1/26/91

**Most 3-Point Field Goal Attempts**

1.	32	at Eastern Michigan	2/26/05
	32	Eastern Illinois	2/21/09
3.	31	at Oakland	12/29/01
	31	Ohio	1/26/02
	31	vs. Pacific	11/10/07
6.	30	Toledo	1/14/09

**3-Point FG Percentage (Min. 10 att.)**

1.	.750 (9-12)	Miami	1/17/87
	.750 (9-12)	Oregon State	12/5/91
3.	.733 (11-15)	at Ohio State	12/2/86
4.	.714 (10-14)	at Central Michigan	2/20/93
5.	.700 (7-10)	at Ohio State	12/1/87

**Most Free Throws Made**

1.	42	Bowling Green	1955
2.	38	at Buffalo	1/29/08
3.	37	Western Reserve	1955
	37	at Loyola (Ill.)	2/21/61
	37	Central Michigan	2/29/92
5.	36	Ohio	1958
	36	Bowling Green	2/7/04
	36	Valparaiso	2/17/07

**Most Free Throw Attempts**

1.	52	Western Reserve	1955
2.	51	Bowling Green	1955
	51	Toledo	1956
4.	50	at Loyola (Ill.)	2/21/61
	50	Central Michigan	2/29/92
	50	Akron	1/8/94

**Free Throw Percentage (Min. 10 att.)**

1.	1.000 (17-17)	at Toledo	3/13/90
	1.000 (16-16)	Northern Illinois	12/21/96
	1.000 (14-14)	at Ohio	2/9/08
4.	.955 (21-22)	at Youngstown State	2/17/90
5.	.952 (20-21)	Toledo	12/27/98

**Consecutive Free Throws**

1.	19	Toledo	12/27/98
2.	18	at Youngstown State	2/17/90
3.	17	at Toledo	3/3/90
4.	16	Northern Illinois	12/21/96
	16	Michigan	12/6/98
	16	Northern Illinois	1/9/99

**Most Rebounds**

1.	89	Ohio	1956
2.	84	Assumption	12/5/59
3.	81	Kent State	1961
4.	77	Northern Illinois	12/28/70
5.	76	Detroit Tech	12/1/55
	76	Kent State	1956
	76	at Assumption	12/7/60

**Most Assists**

1.	24	USC	11/21/03
2.	22	Northern Illinois	3/6/04
3.	21	Central Michigan	2/25/04
4.	20	at Buffalo	1/10/04
	20	IPFW	1/14/04
	20	Culver-Stockton	1/2/07
	20	at Akron	1/3/04
	20	at Sam Houston State	11/25/08
	20	at Toledo	2/28/04

**Most Steals**

1.	26	at Valparaiso	11/27/84
2.	18	at Wis.-Milwaukee	11/29/97
3.	17	Saginaw Valley State	1/2/93
	17	at IUPUI	12/30/02
5.	16	Northern Illinois	1976
	16	at Kent State	1/15/92
	16	Eastern Michigan	1/11/03
	16	San Diego State	12/2/06

**Blocks**

1.	10	Wayne State	12/3/80
	10	North Central	12/2/81
	10	at Ohio	2/4/1981
	10	at Ohio	1/20/93
5.	9	at Holy Cross	11/27/90
	9	vs. Toledo	3/3/93
	9	vs. Eastern Michigan	3/11/93

**Total Points**

1.	2,434 (78.5)	2003-04
2.	2,407 (72.9)	2004-05
3.	2,287 (71.5)	2006-07
4.	2,286 (78.8)	1997-98
5.	2,231 (69.7)	2007-08
6.	2,218 (79.2)	1975-76
7.	2,214 (73.8)	1978-79
8.	2,206 (73.5)	2001-02
9.	2,169 (74.8)	1987-88
10.	2,151 (69.4)	2002-03

**Points Per Game**

1.	84.5 (24 gms)	1963-64
2.	82.6 (24 gms)	1964-65
3.	81.2 (24 gms)	1968-69
4.	81.1 (24 gms)	1970-71
5.	80.1 (22 gms)	1965-66
6.	80.0 (22 gms)	1955-56
7.	79.2 (28 gms)	1975-76
8.	78.9 (24 gms)	1959-60
9.	78.8 (29 gms)	1997-98
10.	78.5 (31 gms)	2003-04

**Field Goals**

1.	908	1978-79
2.	893	1975-76
3.	849	1980-81
4.	845	2003-04
5.	840	1984-85

**Field Goal Attempts**

1.	2,119	1951-52
2.	1,944	1978-79
3.	1,901	2004-05
4.	1,899	1972-73
5.	1,855	1957-58

**Field Goal Percentage**

1.	.504 (849-1,686)	1980-81
2.	.502 (893-1,779)	1975-76
3.	.484 (767-1,584)	1979-80
4.	.483 (715-1,481)	1991-92
5.	.477 (840-1,762)	1984-85

**3-Pt Field Goals**

1.	249	2004-05
2.	240	2001-02
3.	233	2006-07
4.	224	2007-08
4.	217	2003-04

**3-Pt Field Goals Att.**

1.	670	2004-05
2.	660	2001-02
3.	636	2008-09
4.	621	2007-08
5.	606	2006-07

**3-Point Field Goal Percentage**

1.	.449 (120-267)	1991-92
2.	.443 (113-255)	1986-87
3.	.442 (174-394)	1989-90
4.	.409 (209-511)	1997-98
5.	.407 (116-285)	1987-88

**Free Throws**

1.	591	2007-08
2.	568	2006-07
3.	556	1991-92
4.	541	1954-55
5.	530	2004-05

**Free Throw Attempts**

1.	797	1991-92
2.	788	2006-07
3.	785	2007-08
4.	749	2004-05
5.	742	1954-55

**Free Throw Percentage**

1.	.766 (435-568)	1998-99
2.	.755 (441-584)	1988-89
3.	.753 (591-785)	2007-08
4.	.746 (477-639)	1997-98
5.	.740 (304-411)	1979-80

**Rebounds**

1.	1,317	1960-61
2.	1,298	1972-73
3.	1,293	2004-05
4.	1,253	1970-71
5.	1,248	1959-60

**Rebounds Per Game**

1.	54.9 (24 gms)	1960-61
2.	52.2 (24 gms)	1970-71
3.	52.0 (24 gms)	1959-60
4.	49.9 (26 gms)	1972-73
5.	49.8 (24 gms)	1968-69

**Assists**

1.	487	1980-81
2.	474	2003-04
3.	443	1997-98
4.	435	1989-90
5.	434	1984-85

**Assists Per Game**

1.	17.4 (28 gms)	1980-81
2.	16.3 (26 gms)	1974-75
3.	16.1 (27 gms)	1989-90
4.	15.5 (28 gms)	1984-85
5.	15.3 (31 gms)	2003-04

**Blocks**

1.	115	1993-94
2.	104	1992-93
3.	101	1994-95
4.	97	2008-09
5.	84	2002-03

**Blocks Per Game**

1.	4.1 (28 gms)	1993-94
2.	3.7 (27 gms)	1994-95
3.	3.6 (29 gms)	1992-93
4.	3.1 (31 gms)	2008-09
5.	2.9 (28 gms)	1995-96

**Steals**

1.	279	2002-03
2.	276	2003-04
3.	275	1997-98
4.	268	1991-92
5.	251	1992-93

**Steals Per Game**

1.	9.5 (29 gms)	1997-98
2.	9.0 (31 gms)	2002-03
3.	8.9 (30 gms)	1991-92
4.	8.9 (31 gms)	2003-04
5.	8.7 (29 gms)	1992-93

**Individual University Arena Records****Points**

WMU: 46	Gene Ford vs. Loyola (2/4/69)
Opp: 49	Howard Komives, BGSU (1/11/64)

**Field Goals**

WMU: 21	Manny Newsome vs. Toledo (2/12/64)
Opp: 14	Bonzi Wells, Ball State (1/13/96)

**Field Goal Attempts**

WMU: 33	Ellis Hull vs. Tennessee Tech (12/27/69)
	Manny Newsome vs. Toledo (2/12/64)
	Manny Newsome vs. Ohio (3/3/62)
Opp: 34	Howard Komives, BGSU (1/11/64)

**Field Goal Percentage (10 FGM)**

WMU: 1.000	Ben Handlogten (13-13), vs. Toledo (1/27/96)
Opp: .916	Casey Shaw (11-12), Toledo (3/5/96)

**3-Point Field Goals**

WMU: 7	Robby Collum vs. Ohio (1/26/02)
	Ben Reed vs. Northern Ill. (1/19/05)
	Levi Rost vs. Kent State (1/12/05)
Opp: 8	Tamar Slay, Marshall (12/20/99)

**3-Point Field Goal Attempts**

WMU: 14	Ben Reed vs. Northern Ill. (1/19/05)
Opp: 14	Ronald Blackshear, Marshall (2/5/03)

**3-Point Field Goal Pct. (5 3FGM)**

WMU: 1.000	Jason Black (5-5) vs. Evansville (12/7/96)
	Bronson Nichols (5-5) vs. BGSU (1/12/00)
Opp: 1.000	DeMar Moore (7-7), BGSU (1/3/98)

**Free Throws**

WMU: 18	Niles Andersen vs. Marshall (2/27/65)
Opp: 13	Keith McLeod, BGSU (1/30/02)

**Free Throw Attempts**

WMU: 19	Niles Andersen vs. Marshall (2/27/65)
Opp: 16	Keith McLeod, BGSU (1/30/02)

**Free Throw Pct. (10 FTM)**

WMU: 1.000	Robby Collum (10-10) vs. Buffalo (1/24/01)
Opp: 1.000	Bonzi Wells (10-10), Ball State (2/11/95)

**Rebounds**

WMU: 25	Frank Ayers vs. Loyola (2/13/73)
Opp: 19	Eric Cohen, Loyola (2/13/73)

**Assists**

WMU: 13	Rod Brown vs. Marshall (12/20/99)
Opp: 11	Antonio Daniels, BGSU (1/3/96)

**Steals**

WMU: 7	Robby Collum vs. UW-Milwaukee (11/21/01)
	Robby Collum vs. EMU (2/6/02)
Opp: 6	Ray Hairston, Purdue (12/6/94)

**Blocks**

WMU: 7	Ben Handlogten vs. Purdue (12/6/94)
	Matt Van Abbema vs. Toledo (3/3/93)
Opp: 6	David Brown, Youngstown St. (11/29/99)

**Turnovers**

WMU: 8	Rashod Johnson vs. Evansville (11/27/94)
Opp: 9	Anthony Stacy, BGSU (1/3/98)
	Steve Pettyjohn, EMU (1/11/03)

**Team University Arena Records****Points**

WMU: 126	vs. Marshall (12/20/99)
Opp: 127	Marshall (12/20/99)

**Field Goals**

WMU: 43	vs. Marshall (12/20/99)
Opp: 40	Marshall (12/20/99)

**Field Goal Attempts**

WMU: 110	vs. Whitewater State (1969-70)
Opp: 83	Northwestern (12/4/57)

**Field Goal Percentage**

WMU: .642	vs. Akron (34-53, 2/26/96)
Opp: .636	Ohio (35-55, 1/6/99)

**Three-Point Field Goals**

WMU: 17	vs. Ohio (1/26/02)
Opp: 17	Marshall (12/20/99)

**Three-Point Field Goal Attempts**

WMU: 31	vs. Ohio (1/26/02)
Opp: 31	Marshall (12/20/99)
	31 Northern Illinois (1/19/05)

**Three-Point Field Goal Percentage**

WMU: .857	vs. Eastern Michigan (6-7, 1/22/97)
Opp: .667	Ball State (8-12, 2/26/00)

**Free Throws**

WMU: 36	vs. Bowling Green (2/7/04)
	36 vs. Valparaiso (2/17/07)
Opp: 36	Akron (2/5/00)

**Free Throw Attempts**

WMU: 48	vs. Bowling Green (2/7/04)
Opp: 46	Akron (2/5/00)

**Free Throw Percentage**

WMU: 1.000	vs. Northern Ill. (16-16, 12/21/96)
Opp: 1.000	Buffalo (13-13, 1/30/99)

**Rebounds**

WMU: 55	vs. Akron (3/10/05)
Opp: 53	Eastern Michigan (2/2/00)

**Assists**

WMU: 24	vs. USC (11/21/03)
Opp: 19	Northern Illinois (3/2/02)

**Steals**

WMU: 16	vs. San Diego State (12/2/06)
Opp: 12	Miami (2/14/96)

**Blocks**

WMU: 9	vs. Kent State (2/18/95)
	vs. Detroit (12/2/02)
	vs. North Carolina Central (1/2/08)
Opp: 11	Centenary (12/14/02)

**Turnovers**

WMU: 23	vs. Purdue (12/6/94)
	vs. Kent State (1/20/96)
	Bowling Green (1/3/98)
Opp: 28	Eastern Michigan (1/11/03)

**Read Fieldhouse/University Arena Attendance Records****Top WMU Home Crowds (pre-1994)**

10,159	Miami 1/28/1976
10,258	Central Michigan 12/10/1955
10,139	Michigan State 12/13/1978
10,134	Michigan State 12/13/1969
10,111	Miami 1/12/1977

**Top WMU Home Crowds (post-1994)**

5,649	Michigan 11/23/01
5,595	College of Charleston 2/21/04 (BracketBusters)
5,421	Texas Christian 3/21/05 (NIT)
5,397	Purdue 12/6/94
5,172	Central Michigan 1/29/05


**Top WMU Away Crowds**

25,746	at Syracuse, 1989
21,163	vs. Stanford, 1998 (United Center, NCAA Tour.)
21,158	vs. Clemson, 1998 (United Center, NCAA Tour.)
18,552	vs. Long Island, 1948 (Madison Square Garden)
18,489	vs. Manhattan, 1947 (Madison Square Garden)

**Read Fieldhouse/University Arena Won-Loss Records**

Overall (1957-2009):	397-239 (.624)
University Arena (1994-2009):	135-50 (.730)

*Note: The Broncos did not play in the building during the 1992-93 and 1993-94 seasons because of the Read Fieldhouse Renovation Project.*



*Ben Handlogten tied the University Arena record for blocked shots with seven vs. Purdue (12/6/94). He went on to play in the NBA with the Utah Jazz.*



**Bill Spaulding (77-43, .642)**

Season	W	L
1913-14	4	4
1914-15	7	5
1915-16	9	7
1916-17	7	6
1917-18	8	4
1918-19	11	3
1919-20	8	3
1920-21	12	5
1921-22	11	6

**Herbert Read (345-169, .671; 5-8 MAC, .385)**

Season	W	L	W	L	Finish
1922-23	17	6			
1923-24	13	8			
1924-25	17	4			
1925-26	15	4			
1926-27	16	2			
1927-28	9	8			
1928-29	10	9			
1929-30	17	0			
1930-31	14	3			
1931-32	14	5			
1932-33	14	3			
1933-34	12	5			
1934-35	11	5			
1935-36	15	3			
1936-37	13	4			
1937-38	6	12			
1938-39	7	10			
1939-40	10	9			
1940-41	9	9			
1941-42	12	8			
1942-43	15	4			
1943-44	15	4			
1944-45	8	10			
1945-46	15	7			
1946-47	17	7			
1947-48	12	10	1	2	5th
1948-49	12	10	4	6	T3rd

**Bill Perigo (41-27, .603; 19-11 MAC, .633)**

Season	W	L	W	L	Finish
1949-50	12	10	6	4	T2nd
1950-51	13	9	4	4	T2nd
1951-52	16	8	9	3	T1st

**Joe Hoy (61-70, .470; 31-40 MAC, .437)**

Season	W	L	W	L	Finish
1952-53	12	9	6	6	4th
1953-54	10	11	4	5	5th
1954-55	12	10	9	5	3rd
1955-56	13	9	7	5	T3rd
1956-57	9	13	4	8	5th
1957-58	5	18	1	11	7th

**Don Boven (75-112, .401; 36-60 MAC, .375)**

Season	W	L	W	L	Finish
1958-59	2	20	1	11	7th
1959-60	12	11	5	7	5th
1960-61	10	14	4	8	T5th
1961-62	13	11	6	6	T4th
1962-63	12	12	7	5	5th
1963-64	10	14	6	6	4th
1964-65	8	16	3	9	6th
1965-66	8	14	4	8	5th

**Sonny Means (38-57, .404; 17-29 MAC, .370)**

Season	W	L	W	L	Finish
1966-67	10	14	4	8	5th
1967-68	11	13	5	7	4th
1968-69	11	13	6	6	T3rd
1969-70	6	17	2	8	T5th

**Eldon Miller (86-68, .558; 40-34 MAC, .541)**

Season	W	L	W	L	Finish
1970-71	14	10	5	5	3rd
1971-72	10	14	5	5	4th
1972-73	8	18	2	10	7th
1973-74	13	13	5	7	6th
1974-75	16	10	8	6	5th
1975-76	25	3	15	1	1st

**Dick Shiits (28-56, .333; 15-33 MAC, .313)**

Season	W	L	W	L	Finish
1976-77	14	13	8	8	5th
1977-78	7	20	4	12	T9th
1978-79	7	23	3	13	10th

**Les Wothke (42-41, .506; 25-23 MAC, .521)**

Season	W	L	W	L	Finish
1979-80	12	14	7	9	T4th
1980-81	15	13	10	6	T1st
1981-82	15	14	8	8	T4th

**Vernon Payne (69-126, .350; 39-81 MAC, .325)**

Season	W	L	W	L	Finish
1982-83	5	23	3	15	10th
1983-84	4	22	2	16	10th
1984-85	12	16	7	11	T7th
1985-86	12	16	7	11	T6th
1986-87	12	16	7	9	T5th
1987-88	12	17	7	9	T5th
1988-89	12	16	6	10	T6th

**Bob Donewald (152-154, .497; 92-100 MAC, .479)**

Season	W	L	W	L	Finish
1989-90	9	18	3	13	9th
1990-91	5	22	2	14	9th
1991-92	21	9	11	5	T2nd
1992-93	17	12	12	6	3rd

COACHING TENURES				
Coach	Years	W	L	Pct.
Bill Spaulding	1914-22	77	43	.642
Herbert (Buck) Read	1922-49	345	169	.671
Bill Perigo	1949-52	41	27	.603
Joe Hoy	1952-58	61	70	.466
Don Boven	1958-66	75	112	.401
Sonny Means	1966-70	38	57	.404
Eldon Miller	1971-76	86	68	.558
Dick Shiits	1977-79	27	56	.325
Les Wothke	1980-82	42	41	.506
Vernon Payne	1983-89	69	126	.354
Bob Donewald	1990-2000	152	154	.497
Robert McCullum	2000-03	44	45	.494
Steve Hawkins	2003-pres.	106	84	.558

1993-94	14	14	7	11	8th
1994-95	14	13	9	9	7th
1995-96	16	11	13	5	2nd
1996-97	14	14	9	9	T5th
1997-98	21	8	14	4	T1st W
1998-99	11	15	6	12	4th W
1999-00	10	18	6	12	5th W

**Robert McCullum (44-45, .494; 27-27 MAC, .500)**

Season	W	L	W	L	Finish
2000-01	7	21	7	11	4th W
2001-02	17	13	10	8	3rd W
2002-03	20	11	10	8	3rd W

**Steve Hawkins (106-84, .558; 64-38 MAC, .627)**

Season	W	L	W	L	Finish
2003-04	26	5	15	3	1st W
2004-05	20	13	11	7	T1st W
2005-06	14	17	10	8	T2nd W
2006-07	16	16	9	7	2nd W
2007-08	20	12	12	4	1st W
2008-09	10	21	7	9	T1st W




Herbert "Buck" Read, an early proponent of fast-break basketball, works with WMU All-American and future WMU head coach Don Boven. Read directed Western Michigan to a 345-169 mark from 1922-49. During his 27 seasons as Bronco mentor, his troops compiled 23 winning seasons.



**Mike Williams**  
**2004 - Associated Press Honorable Mention**  
 Honorable mention selection after earning MAC regular season and tournament most valuable player awards. First Team All-MAC honoree.




**Gene Ford**  
**1969 - Helms**  
 Had scoring and rebounding averages of 19.6 and 9.2. Holds the school single-game point record (46) and is the No. 6 career scorer (1,393).



**Manny Newsome**  
**1964 - Coaches Association**  
 Holds school career marks for points (1,786), field goals (729) and per game scoring (26.3). Twice led the MAC in scoring and was second his other season.



**Don Boven**  
**1949 - Coaches Association**  
 Set then school scoring record of 1,099 points. Played professional basketball with Waterloo, Milwaukee and the Fort Wayne Pistons (now Detroit).



**Harold Gensichen**  
**1947 - Coaches Association**  
 First Bronco to score over 1,000 points and set the then state scoring record (1,066). Twice played with College All-Stars for annual tour against Harlem Globetrotters.

**ALL REGION**

1976 Tom Cutter, C  
 Mideast First Team

**MID-AMERICAN CONFERENCE HONORS**

**Player of the Year**  
 1976 Jeff Tyson  
 1987 Booker James  
 2004 Mike Williams

**Coach of the Year**  
 1976 Eldon Miller  
 1992 Bob Donewald

**Freshman of the Year**  
 1984 Booker James, G  
 2002 Ben Reed, G  
 2007 David Kool, G

**Sixth Man of the Year**  
 2004 Reggie Berry

**First Team**  
 1949 Don Boven, F  
 1950 Bob Adams, G  
 1951 Bob Adams, G  
 1952 Bob Adams, G  
 1956 Jack Smith, F  
 1958 Edgar Blair, C  
 1959 Edgar Blair, C  
 1961 Bob Bolton, C

1962 Manny Newsome, G  
 1963 Manny Newsome, G  
 1964 Manny Newsome, G  
 1965 Dave Anderson, G  
 1968 Gene Ford, F  
 1969 Gene Ford, F  
 1971 Earl Jenkins, C

1972 Chuck Washington, F  
 1976 Earnest Pettis, G  
 Jeff Tyson, F  
 Paul Griffin, F  
 Tom Cutter, C

1980 Kenny Cunningham, G  
 1981 Walker D. Russell, G  
 1982 Walker D. Russell, G  
 1987 Booker James, G  
 1990 Jim Havrilla, C  
 1992 Jim Havrilla, C  
 1993 Leon McGee, G  
 1996 Ben Handlogten, C  
 1997 Saddy Washington, G  
 2004 Mike Williams, F

2005 Ben Reed, G  
 2008 Ben Reed, G  
 David Kool, G  
 Joe Reitz, C

**Second Team**  
 1948 Don Boven, F  
 1950 Joe Shaw, F  
 Swift Noble, C  
 1951 Joe Shaw, F  
 Roy Healy, F  
 Ron Jackson, C  
 Bud Brotebeck, G  
 1953 Ron Jackson, C  
 1954 Ron Jackson, C  
 1955 Harold Stacy, G  
 Bill Rogers, F  
 1956 Robert Diment, F

Fred Corbus, C  
 Jack Smith, F  
 Sam Key, G  
 Ron Robinson, F  
 Ajac Triplett, F  
 Ajac Triplett, F  
 Reggie Lacefield, F  
 Reggie Lacefield, F  
 Reggie Lacefield, F  
 Chuck Washington, F  
 Mike Steele, C  
 Mike Steele, F  
 Paul Griffin, F  
 Jeff Tyson, F  
 Tom Cutter, C  
 Jasper McElroy, F  
 Jasper McElroy, F  
 Donald Petties, G-F  
 Mark Brown, G  
 Tony Baumgardt, C  
 Leon McGee, G  
 Leon McGee, G  
 Joel Burns, G  
 Saddy Washington, G  
 Rashod Johnson, G  
 Steve Reynolds, F  
 Levi Rost, F  
 Joe Reitz, C  
 Joe Reitz, C  
 David Kool, G

**Honorable Mention**

1975 Tom Cutter  
 Jimmie Harvey  
 Jim Kurzen  
 Jimmie Harvey  
 Ken Cunningham  
 Todd Dietrich  
 Melvin Maxwell  
 Mike Seberger  
 Cordell Eley

1976  
 1979  
 1981

1982  
 1983  
 1986  
 1988  
 1989  
 1990  
 1991  
 1993  
 1996  
 1998  
 1999  
 2000  
 2001  
 2002  
 2003

2004  
 2006  
 2007

**All-Freshman Team**

1987 Billy Stanback, G  
 1990 Darrick Brooks, F  
 1992 Shawn Jackson, G  
 1992 Ebon Sanders, G  
 1993 Ben Handlogten, F  
 1994 Saddy Washington, G  
 1995 Jason Black, G  
 2002 Ben Reed, G  
 2005 Joe Reitz, F/C  
 2007 David Kool, G  
 2009 Flenard Whitfield, F

**All-Academic Team**

1966 Bill Coole  
 1968 Clarence Harville  
 Bill VanderWoude  
 Bill VanderWoude  
 John Sperla  
 Bill VanderWoude  
 John Sperla  
 John Sperla  
 Jim Kurzen  
 1974 Jim Kurzen  
 1975 Jim Kurzen  
 1976 Jim Kurzen  
 1978 Mike Reardon  
 1979 Mark Weishaar  
 1980 Mark Weishaar  
 1982 Jasper McElroy  
 1983 Mike Dietz  
 1986 Mark Gorski  
 Dan Zachary  
 Ned Hellman  
 Ned Hellman  
 Sean Wightman  
 1993 Sean Wightman  
 1997 Saddy Washington  
 1998 Saddy Washington  
 Brad Van Timmeren  
 2004 Brian Snider  
 2005 Brian Snider  
 2006 Andrew Hershberger  
 Joe Reitz  
 Brian Snider  
 Andrew Hershberger  
 Joe Reitz  
 Andrew Hershberger  
 David Kool  
 Joe Reitz  
 Derek Drews  
 David Kool

**National Academic Honors**

**All-Americans**

1970 Bill VanderWoude (HM)  
 1971 Bill VanderWoude (HM)  
 John Sperla (HM)  
 Jim Kurzen (3rd)  
 1976 Jim Kurzen (3rd)  
 1991 Sean Wightman (3rd)  
 1993 Sean Wightman (2nd)  
 2007 Joe Reitz (1st)  
 2008 Joe Reitz (2nd)  
 2009 David Kool (3rd)

**All-District**

1982 Jasper McElroy (1st)  
 1982 David Elliott (HM)  
 1983 Mike Dietz (2nd)  
 1988 Ned Hellman (1st)  
 1989 Tony Warner (1st)  
 1991 Sean Wightman (1st)  
 1993 Sean Wightman (1st)  
 2006 Joe Reitz (1st)  
 2007 Joe Reitz (1st)  
 2008 Joe Reitz (1st)  
 2009 David Kool (1st)

Coach Eldon Miller's Broncos were one of the country's "Cinderella" basketball teams in 1975-76, as they attracted more national interest than any other athletic team in the University's history to that point.

For the final seven weeks of the season, Western Michigan was ranked among the nation's top-20 in national polls conducted by the Associated Press and United Press International. WMU finished 10th in the final AP poll, the highest placing ever attained by a Mid-American Conference school (finished the year 19th in the UPI).

The 25-3 showing established a new school and MAC mark for victories in a single season. A 15-1 conference slate led to the program's first outright championship and subsequent initial NCAA Tournament appearance.

Including a victory in the final game of the 1974-75 season, Western Michigan defeated 20 straight opponents, which also set a new school and league mark.

The accomplishments of the team were covered in such publications as *Sports Illustrated*, *The Sporting News*, *New York Times* and *Basketball Weekly*. WMU was featured on all three major national radio or television networks.

Locally, the 14-game home schedule in Read Fieldhouse attracted a MAC record 7,852 spectators. The largest crowd (10,519) ever at Read for a Bronco game turned out to witness an 82-68 win over Miami, which gave WMU sole possession of the league lead for the next three weeks. That attendance mark still stands as a school record today.

Miller was the near unanimous choice for MAC Coach of the Year and Jeff Tyson earned MAC Player of the Year accolades. Teammates Paul Griffin and Tom Cutter joined Tyson on the all-conference squad, placing a trio of Broncos on the five-member team. All of those players finished among the program's career top 10 in several categories.



The starting lineup for the 1975-76 Broncos consisted of (L-R): Paul Griffin, Tom Cutter, Jeff Tyson, Jimmie Harvey and Jim Kurzen.



The Broncos celebrate after their overtime win against Virginia Tech in the opening round of the NCAA Tournament.

### 1975-76 ACCOMPLISHMENTS

- Program's first NCAA appearance and victory
- Claimed MAC title
- No. 10 final national ranking, the highest ever attained by a MAC school
- 25 wins most in school and MAC history
- 15-1 MAC record
- 19-straight victories, 20 overall dating back to the previous year
- Miller named MAC Coach of the Year
- Tyson selected MAC Player of the Year and three All-MAC honorees
- Averaged a MAC record 7,852 fansper home contest
- Squad featured three of the program's top-18 all-time scorers (Cutter, Tyson, Griffin)
- Team produced a trio of WMU Hall of Fame members (Cutter, Tyson, Griffin)

#### Official Basketball Box Score -- Game Totals -- Final Statistics Virginia Tech vs Western Michigan 3/13/76 at South Bend, Ind. (Notre Dame ACC)

##### Virginia Tech 67

#	Player	Total			3-Ptr			Rebounds			PF	TP	A	TO	Blk	Stl	Min
		FG-FGA	FG-FGA	FT-FTA	FG-FGA	FG-FGA	FT-FTA	Off	Def	Tot							
12	SENSIBAUGH, Dave	2-5	0-0	0-0	0	1	1	0	4	7	4	0	4	4	45		
22	COOKE, Larry	5-20	0-0	1-1	0	6	6	4	11	2	7	2	0	39			
33	THORPE, Duke	7-9	0-0	5-7	0	9	9	4	19	0	3	2	0	38			
34	DAVIS, Russell	7-18	0-0	2-4	0	11	11	4	16	1	4	1	0	40			
40	MICRAE, Kyle	4-8	0-0	1-3	0	10	10	5	9	2	1	0	1	25			
44	THIENEMAN, Phil	2-4	0-0	0-0	0	1	1	1	4	0	1	0	0	20			
50	WANSLEY, Ernest	2-3	0-0	0-0	0	3	3	4	4	0	3	0	0	18			
Team				0	6	6											
Totals		29-67	0-0	9-15	0	47	47	22	67	12	23	5	5	225			
FG % 1st Half:		17-34	50.0%	2nd half:	12-33	36.4%	OT:	0-0	0.0%	Game:	29-67	43.3%	Deadball				
3FG % 1st Half:		0-0	0.0%	2nd half:	0-0	0.0%	OT:	0-0	0.0%	Game:	0-0	0.0%	Rebounds	1			
FT % 1st Half:		5-11	45.5%	2nd half:	4-4	100.0%	OT:	0-0	0.0%	Game:	9-15	60.0%					

##### Western Michigan 77

#	Player	Total			3-Ptr			Rebounds			PF	TP	A	TO	Blk	Stl	Min
		FG-FGA	FG-FGA	FT-FTA	FG-FGA	FG-FGA	FT-FTA	Off	Def	Tot							
10	KURZEN, Jim	1-5	0-0	0-0	0	1	1	1	2	7	1	0	0	31			
20	SALES, S.L.	0-0	0-0	0-2	0	0	0	1	0	0	0	0	0	15			
22	REARDON, Mike	0-3	0-0	0-0	0	1	1	0	0	0	0	0	1	5			
24	GRIFFIN, Paul	5-6	0-0	4-7	0	15	15	3	14	0	2	2	1	42			
30	HARVEY, Jimmy	5-11	0-0	0-0	0	2	2	10	1	2	0	1	33				
32	MURRAY, Marty	4-10	0-0	1-3	0	4	4	2	9	1	3	0	1	18			
42	TYSON, Jeff	11-27	0-0	3-5	0	8	8	4	25	3	4	2	0	38			
50	THROOP, Marc	0-0	0-0	0-0	0	0	0	0	0	0	0	0	0	2			
52	CUTTER, Tom	4-9	0-0	9-11	0	11	11	4	17	2	2	0	2	36			
54	DeBRUIN, Dale	0-1	0-0	0-2	0	1	1	1	0	0	0	0	2	5			
Team				0	5	5											
Totals		30-72	0-0	17-30	0	48	48	18	77	14	14	4	8	225			
FG % 1st Half:		13-38	34.2%	2nd half:	17-34	50.0%	OT:	0-0	0.0%	Game:	30-72	41.7%	Deadball				
3FG % 1st Half:		0-0	0.0%	2nd half:	0-0	0.0%	OT:	0-0	0.0%	Game:	0-0	0.0%	Rebounds	3			
FT % 1st Half:		4-7	57.1%	2nd half:	13-23	56.5%	OT:	0-0	0.0%	Game:	17-30	56.7%					

Officials: Steve Honzo, Burrell Crowell  
Technical fouls: Virginia Tech-None, Western Michigan-None.  
Attendance:

Score by periods	1st	2nd	OT	Total
Virginia Tech	39	26	2	67
Western Michigan	30	35	12	77

Last FG - VT, WMU  
Largest lead - VT None, WMU None.

Score tied - 0 times.  
Lead changed - 0 times.

#### Official Basketball Box Score -- Game Totals -- Final Statistics Marquette vs Western Michigan 3/18/76 at Baton Rouge, La. (LSU Assembly Center)

##### Marquette 62

#	Player	Total			3-Ptr			Rebounds			PF	TP	A	TO	Blk	Stl	Min
		FG-FGA	FG-FGA	FT-FTA	FG-FGA	FG-FGA	FT-FTA	Off	Def	Tot							
15	LEE, Butch	8-14	0-0	0-0	0	0	0	2	16	4	5	1	1	36			
20	PAYNE, Ulice	0-1	0-0	0-0	0	1	1	0	0	0	0	0	0	4			
22	WALTON, Lloyd	6-12	0-0	0-0	0	1	1	4	12	5	4	0	2	34			
31	ELLIS, Bo	3-7	0-0	2-2	0	7	7	4	8	0	1	4	1	38			
33	TOONE, Bernard	1-1	0-0	0-0	0	0	0	0	0	0	0	0	0	7			
42	NEARY, Bill	0-0	0-0	0-0	0	2	2	0	0	0	0	0	0	3			
43	TATUM, Earl	5-12	0-0	0-0	0	8	8	4	10	2	2	1	0	35			
54	WHITEHEAD, Jerome	5-10	0-0	0-0	0	7	7	1	10	0	2	1	0	35			
55	ROSENBERGER, Gary	1-4	0-0	2-2	0	0	0	0	4	0	0	0	0	8			
Team				0	1	1											
Totals		29-61	0-0	4-4	0	27	27	15	62	11	14	7	4	200			
FG % 1st Half:		13-30	43.3%	2nd half:	16-31	51.6%	Game:	29-61	47.5%	Deadball							
3FG % 1st Half:		0-0	0.0%	2nd half:	0-0	0.0%	Game:	0-0	0.0%	Rebounds				0.1			
FT % 1st Half:		2-2	100.0%	2nd half:	2-2	100.0%	Game:	4-4	100.0%								

##### Western Michigan 57

#	Player	Total			3-Ptr			Rebounds			PF	TP	A	TO	Blk	Stl	Min
		FG-FGA	FG-FGA	FT-FTA	FG-FGA	FG-FGA	FT-FTA	Off	Def	Tot							
10	KURZEN, Jim	1-2	0-0	0-0	0	0	0	2	2	2	2	0	0	30			
24	GRIFFIN, Paul	1-2	0-0	0-0	0	9	9	3	2	6	3	0	2	31			
30	HARVEY, Jimmy	4-13	0-0	2-4	0	2	2	0	10	1	1	0	0	28			
32	MURRAY, Marty	2-9	0-0	0-0	0	2	2	2	4	1	6	0	0	24			
42	TYSON, Jeff	8-16	0-0	2-4	0	5	5	5	18	3	2	2	0	38			
52	CUTTER, Tom	8-12	0-0	5-5	0	17	17	1	21	1	10	1	0	40			
54	DeBRUIN, Dale	0-0	0-0	0-1	0	3	3	0	0	1	1	0	0	9			
Team				0	0	0											
Totals		24-54	0-0	9-14	0	38	38	13	57	15	25	3	2	200			
FG % 1st Half:		10-26	38.5%	2nd half:	14-28	50.0%	Game:	24-54	44.4%	Deadball							
3FG % 1st Half:		0-0	0.0%	2nd half:	0-0	0.0%	Game:	0-0	0.0%	Rebounds				0.1			
FT % 1st Half:		5-10	50.0%	2nd half:	4-4	100.0%	Game:	9-14	64.3%								

Officials: Bob Herold, Jack Ditty  
Technical fouls: Marquette-None, Western Michigan-None.  
Attendance: 14150

Score by periods	1st	2nd	Total
Marquette	28	34	62
Western Michigan	25	32	57

Last FG - MU, WMU  
Largest lead - MU None, WMU None.

Points In Off 2nd Fast  
MU Paint T/O Chance Break Bench  
0 0 0 0 0  
0 0 0 0 0

Score tied - 0 times.  
Lead changed - 0 times.



The 1997-98 edition of the Western Michigan men's basketball team put together one of the most successful campaigns in school history.

The Broncos completed the year with a 21-8 record, the second time in seven years the squad had broken the 20-win plateau. The team posted a 14-4 league record and earned a share of the MAC title.

Western Michigan's regular-season success earned the program its second-ever (1975-76) NCAA Tournament appearance. The Broncos claimed the 11th seed and garnered a first round matchup with Clemson.

The guard trio of Saddi Washington, Jason Kimbrough and Rashod Johnson led the team to a 75-72 upset of the ACC power and a second round contest with Stanford. Johnson tallied a NCAA Midwest Regional record 32 points in the victory. The triumvirate combined to tally 64 of the team's 75 points in the game.

The Broncos led the Cardinal late in the first half, but later fell to the eventual Final Four participant. WMU has advanced to the second round of the NCAA Tournament in each of its two appearances.

As could be expected, the Broncos set numerous program bests throughout the course of their post-season campaign.

The previous points mark fell by the wayside as the squad tallied 2,286 on the year. The offensive output led to 78.8 points per outing, the second-best average in school history.

Western Michigan also posted new top totals in 3-point field goals (209) and steals (275). One of the nation's top free throw performers as a team, WMU converted on 74.6 percent of its opportunities, the second-best percentage to date.

Washington, who earned First Team All-MAC accolades, finished as the program's third all-time leading scorer with 1,668 points and Johnson wasn't far behind with 1,143 points (14th). Washington finished among the career leaders in eight different categories.



Rashod Johnson and his Midwest Regional record 32 points helped WMU to the victory against Clemson.



First Team All-MAC guard Saddi Washington celebrates after WMU's upset victory over Clemson in the first round of the 1998 NCAA Tournament.

**1997-98 ACCOMPLISHMENTS**

- Program's second NCAA appearance and victory (Clemson)
- Share of MAC regular season championship
- Second-most overall wins (21) and MAC victories (14) in school history
- Most points (2,286) in a season
- Program-best 209 3-point field goals
- Top steals mark (275)
- First Team All-MAC performer Saddi Washington

**Official Basketball Box Score -- Game Totals -- Final Statistics  
Western Michigan vs Clemson  
3/13/98 at Chicago, Ill. (United Center)**

**Western Michigan 75 - 21-7**

##	Player	Total		3-Ptr		Rebounds			PF	TP	A	T	Blk	Stl	Min
		FG-FGA	FG-FGA	FT-FTA	Off	Def	Tot								
04	KIMBROUGH, Jason	4-9	0-3	0-0	1	2	3	0	8	7	4	0	4	39	
11	JONES, Kylo	1-1	1-1	0-0	0	0	0	0	3	0	0	0	0	12	
20	JOHNSON, Rashod	11-23	8-15	2-4	1	2	3	4	32	5	2	0	2	31	
24	WASHINGTON, Saddi	8-20	2-5	6-8	3	4	7	4	24	1	3	0	1	38	
32	BULLOCK, Isaac	0-0	0-0	0-0	0	0	0	0	0	0	0	0	0	2	
33	JACKSON, Shaun	1-4	0-0	0-0	3	4	7	5	2	2	0	1	0	32	
34	TOOTHMAN, Aaron	3-4	0-0	0-0	2	4	6	2	6	1	2	1	0	31	
44	VAN TIMMERMAN, Brad	0-0	0-0	0-0	1	0	1	4	0	0	1	0	0	15	
Team		1 5 6					2								
Totals		28-61	11-24	8-12	12	21	33	19	75	16	14	2	7	200	
FG % 1st Half:		16-35	45.7%	2nd half:	12-26	46.2%	Game:	28-61	45.9%	Deadball Rebounds 2					
3FG % 1st Half:		4-12	33.3%	2nd half:	7-12	58.3%	Game:	11-24	45.8%						
FT % 1st Half:		1-3	33.3%	2nd half:	7-9	77.8%	Game:	8-12	66.7%						

**Clemson 72 - 18-14**

##	Player	Total		3-Ptr		Rebounds			PF	TP	A	T	Blk	Stl	Min
		FG-FGA	FG-FGA	FT-FTA	Off	Def	Tot								
04	MILLER, Johnny	4-10	2-6	0-0	1	2	3	2	10	2	1	0	1	23	
05	McINTYRE, Terrell	3-8	1-5	3-3	2	4	6	3	10	7	2	0	4	39	
15	ITURBE, Iker	2-6	0-1	4-5	2	2	4	1	8	4	4	0	0	23	
21	BUCKNER, Greg	5-9	0-1	2-2	0	3	3	4	12	2	2	0	1	25	
22	WHITT, Vincent	0-0	0-0	1-2	0	1	1	0	1	0	1	0	0	7	
32	JAMISON, Harold	7-8	0-0	0-2	5	5	10	2	14	1	3	1	1	21	
33	WIDEMAN, Tom	0-1	0-0	0-1	0	2	2	3	0	0	0	0	0	10	
34	WONI, Mohamed	3-6	0-0	0-0	3	2	5	0	6	0	1	1	0	29	
44	CHRISTIE, Tony	4-12	3-7	0-1	1	1	2	2	11	1	2	1	0	23	
Team		0 1 1					1								
Totals		28-60	6-20	10-16	14	23	37	17	72	17	17	3	7	200	
FG % 1st Half:		8-27	29.6%	2nd half:	20-33	60.6%	Game:	28-60	46.7%	Deadball Rebounds 3					
3FG % 1st Half:		2-10	20.0%	2nd half:	4-10	40.0%	Game:	6-20	30.0%						
FT % 1st Half:		7-11	63.6%	2nd half:	3-5	60.0%	Game:	10-16	62.5%						

Officials: Jim Stupin, Fran Connolly, Raymond Perone  
Technical fouls: Western Michigan-None. Clemson-None.  
Attendance:

Score by periods	1st	2nd	Total
Western Michigan	37	38	75
Clemson	25	47	72

Last FG - WMU, CU  
Largest lead - WMU None, CU None.

Points	In	Off	2nd	Fast	Bench
WMU	Paint	T/O	Chance	Break	
0	0	0	0	0	0
0	0	0	0	0	0

Score tied - 0 times.  
Lead changed - 0 times.

**Official Basketball Box Score -- Game Totals -- Final Statistics  
Western Michigan vs Stanford  
3/15/98 at Chicago, Ill. (United Center)**

**Western Michigan 65 - 21-8**

##	Player	Total		3-Ptr		Rebounds			PF	TP	A	T	Blk	Stl	Min
		FG-FGA	FG-FGA	FT-FTA	Off	Def	Tot								
04	KIMBROUGH, Jason	7-10	3-4	0-0	0	2	2	4	17	2	0	0	1	38	
10	BLACK, Ryan	0-0	0-0	0-0	0	0	0	0	0	0	0	0	0	1	
11	JONES, Kylo	2-5	2-5	0-0	0	1	1	0	6	0	1	0	1	13	
20	JOHNSON, Rashod	4-15	2-7	3-4	1	1	2	5	13	4	1	0	2	27	
22	JANSEN, Josh	0-0	0-0	0-0	0	0	0	0	0	0	0	0	0	1	
24	WASHINGTON, Saddi	5-19	2-7	4-5	3	2	5	1	16	4	4	0	1	39	
32	BULLOCK, Isaac	1-4	1-2	0-0	2	1	3	2	3	1	0	0	1	12	
33	JACKSON, Shaun	1-2	0-0	0-0	1	2	3	4	2	1	0	0	0	25	
34	TOOTHMAN, Aaron	4-6	0-0	0-2	2	2	4	3	8	4	0	1	2	34	
35	COLLINS, Anthony	0-0	0-0	0-0	0	0	0	0	0	0	0	0	0	1	
44	VAN TIMMERMAN, Brad	0-0	0-0	0-0	0	0	0	4	0	2	0	0	0	9	
Team		2 3 5					23		65		16		8 1 8		
Totals		24-61	10-25	7-11	11	14	25	23	65	16	8	1	8	200	
FG % 1st Half:		13-26	50.0%	2nd half:	11-35	31.4%	Game:	24-61	39.3%	Deadball Rebounds 2					
3FG % 1st Half:		6-9	66.7%	2nd half:	4-16	25.0%	Game:	10-25	40.0%						
FT % 1st Half:		7-10	70.0%	2nd half:	0-1	0.0%	Game:	7-11	63.6%						

**Stanford 83 - 28-4**

##	Player	Total		3-Ptr		Rebounds			PF	TP	A	T	Blk	Stl	Min
		FG-FGA	FG-FGA	FT-FTA	Off	Def	Tot								
03	WEEMS, Kris	4-10	0-4	0-1	0	4	4	2	8	2	2	0	0	33	
04	McDONALD, Michael	0-2	0-2	0-0	0	1	1	1	0	1	0	0	0	3	
05	SAUER, Peter	1-3	0-0	0-0	1	0	1	2	2	3	3	0	0	19	
11	LEE, Arthur	6-12	2-5	10-10	1	1	2	2	24	7	5	0	0	37	
21	MOSELEY, David	1-2	1-2	3-4	0	1	1	4	6	1	1	0	0	16	
31	COLLINS, Jarron	0-0	0-0	0-0	0	0	0	2	0	1	0	0	0	2	
32	MENDEZ, Ryan	2-4	1-2	0-0	1	2	3	2	5	1	0	0	0	12	
35	TSHIONYI, Kamba	0-0	0-0	0-0	0	0	0	0	0	0	0	0	0	1	
40	VAN ELSWYK, Pete	0-0	0-0	0-0	0	0	0	0	0	0	0	0	0	2	
44	SEATON, Mark	0-0	0-0	0-0	0	1	1	0	0	0	0	0	0	1	
45	MADSEN, Mark	8-9	0-0	3-4	2	8	10	2	19	5	2	2	1	35	
55	YOUNG, Tim	8-11	0-0	3-4	4	9	13	1	19	4	2	0	0	39	
Team		4 1 5					18		83		24		16 2 1		
Totals		30-53	4-15	19-23	13	28	41	18	83	24	16	2	1	200	
FG % 1st Half:		16-26	61.5%	2nd half:	14-27	51.9%	Game:	30-53	56.6%	Deadball Rebounds 0					
3FG % 1st Half:		3-7	42.9%	2nd half:	1-8	12.5%	Game:	4-15	26.7%						
FT % 1st Half:		7-10	70.0%	2nd half:	12-13	92.3%	Game:	19-23	82.6%						

Officials: Gerald Boudreaux, Zeltou Steed, Jim Stupin  
Technical fouls: Western Michigan-None. Stanford-None.  
Attendance:

Score by periods	1st	2nd	Total
Western Michigan	39	26	65
Stanford	42	41	83

Last FG - WMU, SU  
Largest lead - WMU None, SU None.

Score tied - 0 times.  
Lead changed - 0 times.

Western Michigan had high expectations entering the 2003-04 campaign, but even the most optimistic of Bronco fans couldn't have anticipated the level of success the team encountered.

When the season's final buzzer sounded in mid-March, the Broncos had posted a single-season record 26 victories. Included in those wins were the Mid-American Conference West Division, regular season and tournament titles, leading to the program's third-ever NCAA Tournament appearance.

The Broncos wasted little time in making a statement for the season under first-year head coach Steve Hawkins. WMU opened the season with an impressive 83-65 victory over USC of the Pac 10 in University Arena.

Following a loss at Detroit, the squad rattled off 11-straight wins. Included in that run were five MAC wins, a victory over NCAA Tournament team UAB and the team title at the azcentral.com Hoops Classic at Arizona State.

Western Michigan jumped out ahead of the rest of the West Division and remained on top for the remainder of the campaign. A convincing victory over rival Central Michigan clinched the crown and eventually allowed the Broncos to claim the top seed in the postseason tournament.

WMU wasn't happy with its first-ever win in Cleveland and went on to claim two more victories for the championship title. After handing Marshall a 96-62 payback decision (the Herd defeated WMU in overtime on Feb. 15), the Broncos downed Toledo 87-77 in the semifinals.

The win over the Rockets set up a showdown with MAC power Kent State. Thanks to senior Mike Williams's first-career 3-pointer in the closing moments, WMU was able to hand the Golden Flashes a 77-66 defeat and the celebration began.

WMU saw its season come to an end with a 71-58 loss to Vanderbilt in the NCAA Tournament.



The Broncos celebrate with the Mid-American Conference Tournament trophy after defeating Kent State, 77-66, in the championship game at Gund Arena in front of a national television audience.



Mike Williams is awarded the MAC Tournament Most Valuable Player trophy after also being named MAC Player of the Year and an Honorable Mention All-American by the Associated Press. Williams averaged 18.9 points, 7.0 rebounds, 1.9 steals, 1.2 assists and 1.1 blocks per game. Below: The Broncos played in their third NCAA Tournament in school history at the TD Waterhouse Centre in Orlando, Fla., against Vanderbilt of the Southeastern Conference. Bottom: Ben Reed and Steve Hawkins during the MAC Tournament championship game.

### 2003-04 ACCOMPLISHMENTS

- School-record 26 victories
- MAC West Division, regular season and tourney champs
- Program's third-ever trip to the NCAA Tournament
- Mike Williams was named the MAC regular season and tournament MVP
- Williams and Ben Reed were named First Team All-MAC
- Reggie Berry claimed MAC Sixth Man of the Year honors
- First-ever national television broadcast at University Arena
- Perfect 13-0 record at home
- Earned votes in national polls

#### Official Basketball Box Score -- Game Totals -- Final Statistics Western Michigan vs Vanderbilt 3/19/04 2:45 p.m. at Orlando, Fla. (TD Waterhouse Centre)

##### Western Michigan 58 • 26-5

#	Player	FG-FGA	3-Ptr	Rebounds		PF	TP	A	TO	Blk	Stl	Min	
				FG-FGA	FT-FTA								Off
03	SNIDER, Brian	f 1-9	0-4	3-4	4	5	9	3	5	6	0	0	34
04	WILLIAMS, Mike	f 10-20	0-2	4-6	3	0	3	4	24	1	6	0	2 35
44	KANN, Anthony	c 3-6	0-0	1-2	3	3	6	5	7	0	0	0	1 30
12	WILLIS, Rickey	g 1-2	1-2	0-0	0	2	2	0	3	1	2	0	1 18
33	REED, Ben	g 4-13	0-5	2-2	4	6	10	2	10	1	2	0	1 36
23	BERRY, Reggie	1-5	1-4	2-2	0	0	0	1	5	0	1	0	2 28
34	ROST, Levi	1-3	0-1	0-0	2	1	3	4	2	1	1	1	1 12
42	MADISON, Bobby	1-5	0-1	0-0	0	0	0	0	2	0	0	0	0 6
43	BRONSON, Jeff	0-0	0-0	0-0	0	0	0	0	0	0	0	0	1
	Team				2	1	3						
Totals		22-63	2-19	12-16	18	18	36	19	58	10	12	1	13 200
FG % 1st Half:		13-27	48.1%	2nd half:	9-36	25.0%	Game:	22-63	34.9%	Deadball			
3FG % 1st Half:		1-7	14.3%	2nd half:	1-12	8.3%	Game:	2-19	10.5%	Rebounds			2
FT % 1st Half:		7-8	87.5%	2nd half:	5-8	62.5%	Game:	12-16	75.0%				

##### Vanderbilt 71 • 22-9

#	Player	FG-FGA	3-Ptr	Rebounds		PF	TP	A	TO	Blk	Stl	Min	
				FG-FGA	FT-FTA								Off
35	Freije, Matt	f 4-9	2-5	3-5	1	7	8	1	13	3	2	0	0 30
44	Smith, Corey	f 2-2	1-1	0-0	1	2	3	4	5	3	0	1	2 22
13	Przybyszewski, Dawid	c 3-5	1-1	0-3	1	1	2	1	7	1	0	0	0 21
01	Moore, Mario	g 10-16	6-8	0-0	0	1	1	3	26	2	2	0	3 31
11	Lakey, Russell	g 0-3	0-2	2-4	1	3	4	2	2	4	5	0	2 30
03	Holwerda, Jason	0-0	0-0	0-0	0	1	1	1	0	0	3	0	0 7
10	Payton, Adam	1-1	0-0	0-0	0	0	0	0	2	0	1	0	0 6
20	Cage, Dan	1-3	1-2	0-0	0	1	1	0	3	0	1	0	0 6
24	Hundley, Scott	1-2	0-0	3-4	2	2	4	0	5	2	2	1	1 20
33	Terrell, Julian	3-4	0-0	0-2	0	4	4	2	6	1	1	2	1 23
42	Schnedlitz, Martin	1-1	0-0	0-0	1	0	1	0	2	0	0	0	0 1
54	Skuchas, Ted	0-0	0-0	0-0	0	0	0	1	0	0	0	0	0 3
	Team				1	3	4						
Totals		26-46	11-19	8-18	8	25	33	15	71	16	17	5	9 200
FG % 1st Half:		12-21	57.1%	2nd half:	14-25	56.0%	Game:	26-46	56.5%	Deadball			
3FG % 1st Half:		4-8	50.0%	2nd half:	7-11	63.6%	Game:	11-19	57.9%	Rebounds			4
FT % 1st Half:		3-4	75.0%	2nd half:	5-14	35.7%	Game:	8-18	44.4%				

Officials: David Hall, John Hughes, Steve Olson  
Technical fouls: Western Michigan-None. Vanderbilt-None.  
Attendance: 15199  
NCAA Tournament - First Round - Phoenix Region

Score by periods	1st	2nd	Total
Western Michigan	34	24	58
Vanderbilt	31	40	71

Points	In	Off	2nd	Fast	Bench
WMU	28	18	10	6	9
VU	24	12	13	4	18

Last FG - WMU 2nd-00:04, VU 2nd-00:09.  
Largest lead - WMU by 6 2nd-19:21, VU by 16 2nd-00:09.

Score tied - 4 times.  
Lead changed - 6 times.



The Broncos hadn't had much success since the outstanding 1975-76 team made it to final eight of the 1976 NCAA Tournament, but that would all change in Bob Donewald's third season as head coach.

Western Michigan started the 1991-92 season by winning nine in a row, including a home win over Oregon State and road victories over Loyola (Ill.), Siena and Fairleigh Dickinson.

Mid-American Conference play opened just as strong with the Broncos racing out to an 8-2 mark, including road wins at Central Michigan, Kent State and Toledo. WMU finished just as strong as it started by beating Central Michigan in overtime to take the season sweep over the Chippewas, beat Bowling Green on the road and finished with an 80-66 home win over Eastern Michigan.

The Broncos then won their opening MAC Tournament game over Kent State, before bowing out in the semifinals against Ball State, 65-61.



However, the season wouldn't end there. The Broncos' 21-8 record, just the second 20-win season in school history, earned the first Postseason NIT appearance in Bronco history. WMU took the short trip southwest to South Bend, Ind., to play at Notre Dame. The Broncos hung tough with the Fighting Irish in a 63-56 loss at the Joyce Center.

Western Michigan finished the year with the second-best turnaround in the NCAA from 5-22 in 1990-91 to 21-9 in 1991-92. The 21 wins ranked as the second most in school history to that point. That drastic turnaround earned Donewald the MAC Coach of the Year award.

The Broncos were led by First Team All-MAC senior center Jim Havrilla with 13.8 points and 8.2 rebounds per game, while sophomore forward Leon McGee was named Second Team All-MAC with 15.1 points, 4.3 rebounds and 2.7 assists per game. WMU also benefited from the long-range proficiency of junior forward Sean Wightman as he led the nation by hitting 63.2 percent from behind the three-point line. The Broncos also got solid play from MAC Freshman of the Year runner-up Ebon Sanders with 6.5 points, 3.3 assists and 1.6 steals per game, junior guard Darrick Brooks with 11.3 points and 1.8 steals per game and senior forward Virgil Grayson with 9.5 points and 6.0 rebounds per game.

**1991-92 ACCOMPLISHMENTS**

- Program's first Postseason NIT appearance
- Second-most wins in school history at that point (21)
- Only second 20-win season in school history
- Second-biggest turnaround in NCAA Division I from 5-22 to 21-9
- School records in three-point percentage (.483) and free throws made (556)
- Fifth-highest scoring average in school history (70.2 ppg), fourth-best field goal percentage (.483)
- First Team All-MAC Jim Havrilla, Second Team All-MAC Leon McGee
- MAC Coach of the Year Bob Donewald
- Sean Wightman led the NCAA with .632 three-point percentage



Jim Havrilla (top left) was named First Team All-MAC after averaging 13.8 points and 8.2 rebounds per game. Leon McGee (top right) was named Second Team All-MAC after a season that saw him average 15.1 points, 4.3 rebounds and 2.7 assists. Sean Wightman (bottom left) led the NCAA in three-point shooting (.632) and head coach Bob Donewald was named MAC Coach of the Year.

**Official Basketball Box Score -- Game Totals -- Final Statistics  
Western Michigan vs Notre Dame  
3/18/92 at Notre Dame, Ind. (Joyce Center)**

Western Michigan 56 • 21-9



#	Player	Total			3-Ptr			Rebounds			PF	TP	A	TO	Blk	Stl	Min
		FG-FGA	FT-FTA	3-PTA	Off	Def	Tot										
04	SANDERS, Ebon	1-6	1-3	2-2	1	1	2	1	5	1	2	0	0	0	0	20	
12	McGEE, Leon	5-12	0-0	4-7	1	6	7	1	14	2	3	0	0	0	36		
20	GRAYSON, Virgil	3-9	0-0	2-6	4	2	6	2	8	0	2	1	5	36			
23	BROOKS, Darrick	2-10	2-8	0-0	1	0	1	2	6	1	0	0	5	17			
35	HAVRILLA, Jim	1-12	0-2	2-5	2	8	10	4	4	2	1	0	0	30			
22	PEARSON, Michael	0-0	0-0	0-0	0	0	0	0	0	0	0	0	0	1			
24	JACKSON, Shawn	1-2	0-0	0-0	0	1	1	5	2	1	3	0	1	20			
32	WIGHTMAN, Sean	6-8	3-5	0-0	0	0	0	1	15	1	1	0	1	20			
34	WIGHTMAN, Shawn	0-0	0-0	0-0	0	0	0	0	0	0	0	0	0	1			
44	JUDGE, Mark	1-2	0-0	0-0	1	1	2	3	2	0	0	0	3	18			
50	VanABBEMA, Matt	0-0	0-0	0-0	0	0	0	0	0	0	0	0	0	1			
	Team				5	2	7										
Totals		20-61	6-18	10-20	15	21	36	19	56	8	12	1	15	200			
FG % 1st Half: 8-31		25.8%	2nd half: 12-30		40.0%	Game: 20-61		32.8%	Deadball								
3FG % 1st Half: 2-11		18.2%	2nd half: 4-7		57.1%	Game: 6-18		33.3%	Rebounds								
FT % 1st Half: 5-9		55.6%	2nd half: 5-11		45.5%	Game: 10-20		50.0%	4								

Notre Dame 63 • 15-14

#	Player	Total			3-Ptr			Rebounds			PF	TP	A	TO	Blk	Stl	Min
		FG-FGA	FT-FTA	3-PTA	Off	Def	Tot										
05	TOWER, Keith	0-3	0-0	0-0	0	7	7	4	0	1	2	4	0	24			
12	BENNETT, Elmer	5-17	1-4	3-5	1	5	6	1	14	5	4	1	4	36			
20	ELLIS, LaPhonso	6-7	0-0	3-8	5	9	14	4	15	0	1	4	2	35			
22	SWEET, Daimon	6-12	0-1	3-5	0	1	1	3	15	1	4	1	1	34			
30	TAYLOR, Billy	4-6	0-0	1-2	2	0	2	2	9	1	2	0	1	35			
15	BOYER, Brooks	0-2	0-2	0-0	0	0	0	0	0	0	0	0	0	4			
21	RUSSELL, Malik	4-4	0-0	0-0	2	4	6	1	8	2	3	0	0	18			
50	COZEN, Carl	0-0	0-0	0-0	0	1	1	0	0	1	1	0	0	7			
54	ROSS, Jon	1-1	0-0	0-0	1	2	3	1	2	1	1	0	0	7			
	Team				2	2	4										
Totals		26-52	1-7	10-20	13	31	44	16	63	12	18	10	8	200			
FG % 1st Half: 12-29		41.4%	2nd half: 14-23		60.9%	Game: 26-52		50.0%	Deadball								
3FG % 1st Half: 1-5		20.0%	2nd half: 0-2		0.0%	Game: 1-7		14.3%	Rebounds								
FT % 1st Half: 2-6		33.3%	2nd half: 8-14		57.1%	Game: 10-20		50.0%	3								

Officials: Kerry Sitton, Sean Corbin, Kevin Fehr  
Technical fouls: Western Michigan-None. Notre Dame-None.  
Attendance: 6220

Score by periods	1st	2nd	Total	In	Off	2nd	Fast
Western Michigan	23	33	56	Points	T/O	Chance	Break
Notre Dame	27	36	63	WMU	0	0	0
				UND	0	0	0



After a 10-win turnaround in 2001-02, the Western Michigan's men's basketball team was poised to take the next step in 2002-03 under third-year head coach Robert McCullum.

The Broncos started the season with a huge wins at Michigan, 56-52, and at Auburn, 72-54, while also defeating Virginia Tech in Kalamazoo, 75-54. Those wins propelled the Broncos to an 8-1 non-conference record.

That helped the Broncos as they went through an up-and-down MAC campaign that saw the Broncos sitting at just 7-8 going into their final three games. The Broncos finished strong by defeating Ball State, 86-74, and Buffalo, 87-66, in Kalamazoo before ending the season with a 71-67 overtime victory at Northern Illinois.

WMU then took down Toledo in the first round of the MAC Tournament, but fell to the Huskies in the next round. Still, the Broncos 19-10 mark, including three wins over major conference teams in November and December earned the Broncos a spot in their second Postseason NIT.

Western Michigan earned a home opener, the first postseason basketball game ever hosted by the Broncos, against Illinois-Chicago.

It was a tight game throughout and the Flames held a one-point edge, 59-58, when Mike Williams hit a jumper with 2:33 remaining to give WMU the lead for good. The Broncos forced a turnover on the next possession and Robby Collum put the Broncos up three with a pair of free throws with 53 seconds remaining.

Anthony Kann led the way with 19 points and 13 rebounds, while Williams had 17 points and nine rebounds, Collum scored 14 points and Ben Reed added 10 points and nine rebounds.

The win earned the Broncos a trip to Albany, N.Y., to play Siena in the next round. WMU fell behind by eight at halftime, but came back to take the lead, 54-53, with 5:26 to go on a Jeff Bronson jumper. Siena held WMU scoreless over the next three minutes, holding on for the win.

Collum led all players with 27 points and 10 rebounds, while Kann had 10 points and 10 rebounds. Kann led WMU with 14.4 points and 8.8 rebounds, while Collum chipped in 13.6 point, 4.0 assists and 3.1 rebounds per game as both players received Honorable Mention All-MAC honors.

The late season run by the Broncos set the stage for what turned out to be one of the best seasons in school history in 2003-04.



Robby Collum (top left) and Anthony Kann (top right) were each named Honorable Mention All-MAC and helped WMU host the first postseason game (above) in University Arena history.

### 2002-03 ACCOMPLISHMENTS

- Fourth 20-win season in school history
- Second Postseason NIT appearance and fourth postseason trip overall
- WMU led the MAC with a school-record 279 steals as a team (9.00) and Robby Collum led the conference with a school-record and MAC-high 83 steals
- Second in the MAC in scoring defense (63.5 ppg)
- Robby Collum and Anthony Kann Honorable Mention All-MAC

#### Official Basketball Box Score -- Game Totals -- Final Statistics Illinois-Chicago vs Western Michigan 3/19/03 7 p.m. at Kalamazoo, Mich. (University Arena)

Illinois-Chicago 62 • 21-9

#	Player	Total			3-Ptr			Rebounds			PF	TP	A	TO	Blk	Stl	Min
		FG-FGA	FG-FGA	FT-FTA	FG-FGA	FG-FGA	FT-FTA	Off	Def	Tot							
42	SCOTT, Joe	f	2-3	0-0	1-3	2	3	5	5	5	0	1	2	1	17		
05	KICKERT, Kyle	c	0-3	0-0	1-4	2	2	4	1	1	0	1	0	0	29		
03	BAILEY, Martell	g	3-10	0-1	0-0	0	4	4	2	6	4	1	0	0	26		
13	SCHNEIDERMAN, Jonath	g	1-5	0-2	2-2	0	2	2	1	4	1	1	2	31			
34	BANKS, Cedrick	g	8-19	1-4	1-3	5	4	9	3	18	1	3	0	3	36		
14	LESKO, Richard	g	0-1	0-1	0-0	0	0	0	0	0	0	0	0	0	1		
22	DOMINGUEZ, Rickey	g	0-0	0-0	0-0	0	0	0	1	0	0	0	0	0	1		
30	WILLIAMS, Armond	g	8-15	0-1	2-5	3	3	6	3	18	2	1	1	3	28		
32	CARR, Aaron	g	4-10	1-3	1-3	0	2	2	1	10	3	3	0	0	27		
40	HARRIS, Jabari	g	0-1	0-0	0-0	1	0	1	1	0	0	1	0	0	5		
Team						3	2	5									
Totals			26-67	2-12	8-20	16	22	38	17	62	11	11	6	9	200		
FG % 1st Half:		11-32	34.4%	2nd half:	15-35	42.9%	Game:		26-67	38.8%	Deadball						
3FG % 1st Half:		0-3	0.0%	2nd half:	2-9	22.2%	Game:		2-12	16.7%	Rebounds						
FT % 1st Half:		5-9	55.6%	2nd half:	3-11	27.3%	Game:		8-20	40.0%	3						

Western Michigan 63 • 20-10

#	Player	Total			3-Ptr			Rebounds			PF	TP	A	TO	Blk	Stl	Min
		FG-FGA	FG-FGA	FT-FTA	FG-FGA	FG-FGA	FT-FTA	Off	Def	Tot							
04	WILLIAMS, Mike	f	8-16	0-0	1-1	2	7	9	3	17	1	2	2	1	36		
42	MADISON, Bobby	f	0-2	0-1	0-2	0	3	3	0	0	1	1	1	1	22		
44	KANN, Anthony	c	6-9	0-0	7-10	4	9	13	3	19	2	5	2	3	35		
14	COLLUM, Robby	g	3-11	2-7	6-6	0	2	2	3	14	3	4	0	0	35		
33	REED, Ben	g	3-8	1-4	3-4	2	7	9	3	10	1	2	0	0	29		
01	SLATER, Terrance	g	0-1	0-0	0-0	1	0	1	3	0	1	0	0	1	11		
05	SNIDER, Brian	g	0-1	0-0	0-0	0	0	0	0	0	1	0	0	1	8		
12	WILLIS, Rickey	g	0-1	0-1	1-2	0	1	1	1	1	1	1	0	0	8		
23	BERRY, Reggie	g	0-3	0-2	0-0	0	0	0	1	0	0	0	0	1	9		
43	BRONSON, Jeff	g	1-3	0-0	0-0	0	2	2	0	2	0	0	0	0	7		
Team						4	3	7									
Totals			21-55	3-15	18-25	13	34	47	17	63	10	15	5	8	200		
FG % 1st Half:		13-26	50.0%	2nd half:	8-29	27.6%	Game:		21-55	38.2%	Deadball						
3FG % 1st Half:		2-8	25.0%	2nd half:	1-7	14.3%	Game:		3-15	20.0%	Rebounds						
FT % 1st Half:		1-2	50.0%	2nd half:	17-23	73.9%	Game:		18-25	72.0%	6						

Officials: Tom Clark, Eugene Crawford, Glen Mayborg  
Technical fouls: Illinois-Chicago-None. Western Michigan-None.  
Attendance: 3078  
Postseason NIT First Round

Score by periods	1st	2nd	Total
Illinois-Chicago	27	35	62
Western Michigan	29	34	63

	Points	In Paint	Off T/O	2nd Chance	Fast Break	Bench
Illinois-Chicago	0	0	0	0	0	0
Western Michigan	0	0	0	0	0	0

#### Official Basketball Box Score -- Game Totals -- Final Statistics Western Michigan vs Siena 3/23/03 7 p.m. at Albany, N.Y. (Pepsi Arena)

Western Michigan 62 • 20-11

#	Player	Total			3-Ptr			Rebounds			PF	TP	A	TO	Blk	Stl	Min
		FG-FGA	FG-FGA	FT-FTA	FG-FGA	FG-FGA	FT-FTA	Off	Def	Tot							
04	WILLIAMS, Mike	f	1-10	0-0	0-2	0	4	4	5	2	3	0	0	1	21		
42	MADISON, Bobby	f	2-3	1-2	0-0	0	2	2	3	5	0	0	0	3	18		
44	KANN, Anthony	c	4-15	1-2	1-2	7	3	10	4	10	2	3	0	2	35		
14	COLLUM, Robby	g	9-19	6-13	3-3	4	6	10	2	27	3	3	0	1	38		
33	REED, Ben	g	3-14	2-7	0-0	2	3	5	4	8	1	1	0	2	31		
01	SLATER, Terrance	g	1-1	0-0	0-0	0	0	0	0	0	0	0	0	0	4		
05	SNIDER, Brian	g	2-4	0-1	0-0	3	1	4	2	4	0	1	1	2	12		
12	WILLIS, Rickey	g	0-1	0-1	0-0	0	0	0	0	0	0	1	0	0	4		
23	BERRY, Reggie	g	0-3	0-3	0-0	0	2	2	2	0	1	0	0	0	14		
43	EVOLA, Nick	g	0-1	0-0	0-0	0	0	0	0	0	0	0	1	0	2		
42	BRONSON, Jeff	g	2-4	0-0	0-0	1	1	2	4	4	0	1	0	0	21		
Team						1	2	3									
Totals			24-75	10-29	4-7	18	24	42	26	62	10	11	2	11	200		
FG % 1st Half:		12-35	34.3%	2nd half:	12-40	30.0%	Game:		24-75	32.0%	Deadball						
3FG % 1st Half:		5-11	45.5%	2nd half:	5-18	27.8%	Game:		10-29	34.5%	Rebounds						
FT % 1st Half:		0-2	0.0%	2nd half:	4-5	80.0%	Game:		4-7	57.1%	1						

Siena 68 • 21-10

#	Player	Total			3-Ptr			Rebounds			PF	TP	A	TO	Blk	Stl	Min
		FG-FGA	FG-FGA	FT-FTA	FG-FGA	FG-FGA	FT-FTA	Off	Def	Tot							
30	JORDAN, Antoine	f	1-7	0-1	3-4	0	6	6	2	5	1	3	0	1	30		
33	HADDIX, Michael	f	4-7	0-0	2-5	2	6	8	2	10	0	2	2	1	32		
34	MILLER, Justin	c	5-7	0-0	10-15	8	5	13	2	20	2	3	3	1	31		
03	KARANGWA, Prosper	g	8-17	2-4	7-9	4	4	8	1	25	4	2	0	0	40		
25	MITCHELL, Tommy	g	0-6	0-2	0-0	2	2	4	2	0	1	2	0	0	14		
12	JACKSON, Jamal	g	2-4	0-0	2-2	0	3	3	2	6	0	7	0	0	23		
20	ANDREWS, Austin	g	0-3	0-1	0-0	0	1	1	0	0	0	1	0	0	13		
21	WILLIAMS, Paul	g	0-2	0-0	0-2	0	2	2	0	0	1	0	0	1	12		
45	SNIEZYK, Brent	g	1-1	0-0	0-0	1	3	4	3	2	0	0	1	0	5		
Team						2	0	2									
Totals			21-54	2-8	24-37	19	32	51	14	68	9	19	7	4	200		
FG % 1st Half:		11-25	44.0%	2nd half:	10-29	34.5%	Game:		21-54	38.9%	Deadball						
3FG % 1st Half:		2-5	40.0%	2nd half:	0-3	0.0%	Game:		2-8	25.0%	Rebounds						
FT % 1st Half:		13-20	65.0%	2nd half:	11-17	64.7%	Game:		24-37	64.9%	4.2						

Officials: Bernard Clinton, Sean Hull, Dwayne Gladden  
Technical fouls: Western Michigan-None. Siena-None.  
Attendance: 7498  
Postseason NIT Second Round

Score by periods	1st	2nd	Total
Western Michigan	29	33	62
Siena	37	31	68

	Points	In Paint	Off T/O	2nd Chance	Fast Break	Bench
Western Michigan	0	0	0	0	0	0
Siena	0	0	0	0	0	0



The 2004-05 Western Michigan men's basketball team had a lot to live up to, following the team that won a school-record 26 games and advanced to the 2004 NCAA Tournament. Despite losing the reigning MAC Player of the Year in Mike Williams and All-MAC center Anthony Kann, the Broncos still had the pieces to make another run at the MAC championship.

WMU dropped its first two games of the season in Alaska, but then went on an 8-1 run that included road wins at College of Charleston and Virginia Tech. That run helped propel the Broncos to a 5-0 MAC start. The Broncos hit a bump in the road over their next 12 games, but still managed to finish 11-7, share the MAC West championship and earn a bye in the first round of the MAC Tournament. The Broncos reached Cleveland and had to eke out a 66-60 overtime victory over Akron. The Broncos set a MAC Tournament record in that game with 55 rebounds.

It looked as if WMU was on its way back to the MAC Tournament championship game when it took a 12-point second half lead on Buffalo in the semifinals, but the Bulls battled back to knock off the Broncos. A MAC West championship and 8-3 non-conference record, however, was enough to get the Broncos into the postseason for the third-straight year when they received a bid to the Postseason NIT.

The Broncos' opening task was daunting as they were sent to Milwaukee, Wis., to play Marquette, featuring future NBA player Steve Novak. The Broncos were up to the task and held Novak to 1-of-9 shooting and the Golden Eagles as a team to 28.6 percent shooting overall and 4.8 percent (1-21) from three-point range. Senior Levi Rost led all scorers with 18 points and nine rebounds and junior Brian Snider added 11 points and seven rebounds.

That set up one of the most exciting games in WMU history when TCU visited Kalamazoo for the next round of the NIT. A standing-room only crowd of 5,421 packed University Arena to see WMU score on a steal and layup by senior Ben Reed at the end of regulation to force overtime, but it wasn't enough in a 78-76 overtime loss. Reed led all players with 26 points and Rost added 16.

At the end of the season, Reed (17.7 ppg, 6.2 rpg) was named First Team All-MAC and Rost (16.5 ppg, 6.1 rpg) was named Second Team All-MAC. Freshmen center Joe Reitz (9.4 ppg, 5.5 rpg) also showed what was to come as he was named to the MAC All-Freshman Team.



Ben Reed (top left) was named First Team All-MAC and Levi Rost (top right) was named Second Team All-MAC. (Above) This layup, after a steal, by Reed in front of a soldout University Arena forced overtime in the NIT against TCU.

**2004-05 ACCOMPLISHMENTS**

- Sixth 20-win season in school history
- Third Postseason NIT appearance was third-straight postseason appearance and sixth overall
- Hosted second home postseason game (vs. TCU) and soldout University Arena
- Second in the MAC in scoring (72.9 ppg)
- Levi Rost set a school record with 91 three-pointers and Ben Reed's 81 is third
- Rickey Willis had 160 assists, third-most in a season at WMU
- First Team All-MAC Ben Reed, Second Team All-MAC Levi Rost, MAC All-Freshman Team Joe Reitz

**Official Basketball Box Score -- Game Totals -- Final Statistics  
Western Michigan vs Marquette  
03/14/05 8 p.m. at Milwaukee, Wis. (Bradley Center)**

#	Player	Total			3-Ptr			Rebounds			PF	TP	A	TO	Blk	Stl	Min
		FG-FGA	FG-FGA	FT-FTA	FG-FGA	FG-FGA	FT-FTA	Off	Def	Tot							
34	ROST, Levi	f	7-17	3-10	1-2	2	5	7	3	18	1	2	0	1	33		
42	REITZ, Joe	c	2-5	0-0	2-3	4	5	9	2	6	0	0	0	1	30		
12	WILLIS, Rickey	g	1-5	0-2	5-8	1	1	2	3	7	4	2	0	5	32		
33	SNIDER, Brian	g	3-4	2-3	3-4	2	5	7	1	11	2	2	1	1	36		
33	REED, Ben	g	1-7	0-5	4-5	0	4	4	2	6	1	1	0	0	24		
2	LAKU, Silver	g	1-3	0-2	0-0	0	1	1	0	2	0	0	0	0	12		
22	HESS, Dan	g	0-1	0-0	0-0	0	0	0	1	0	0	0	0	0	7		
23	BUFFORD, Stane's	g	2-4	0-0	0-0	2	2	4	2	4	1	4	0	2	16		
43	BRONSON, Jeff	g	0-0	0-0	0-0	0	1	1	0	0	0	0	0	0	10		
<b>Team</b>						0	2	2									
<b>Totals</b>			17-46	5-22	15-22	11	26	37	14	54	9	11	1	10	200		

FG % 1st Half: 10-26 38.5% 2nd half: 7-20 35.0% Game: 17-46 37.0%  
 3FG % 1st Half: 3-14 21.4% 2nd half: 2-8 25.0% Game: 5-22 22.7%  
 FT % 1st Half: 4-6 66.7% 2nd half: 11-16 68.8% Game: 15-22 68.2%

**Marquette 40 • 19-12**

#	Player	Total			3-Ptr			Rebounds			PF	TP	A	TO	Blk	Stl	Min
		FG-FGA	FG-FGA	FT-FTA	FG-FGA	FG-FGA	FT-FTA	Off	Def	Tot							
01	TOWNSEND, Todd	f	4-10	0-5	0-3	4	3	7	4	8	3	2	1	0	37		
20	NOVAK, Steve	f	1-9	1-6	0-0	1	1	2	4	3	1	2	0	2	33		
35	JACKSON, Marcus	c	1-1	0-0	0-1	5	6	11	2	2	0	1	1	0	24		
30	MASON, Dameon	g	6-17	0-3	2-5	2	6	8	2	14	0	4	0	3	32		
32	CHAPMAN, Joe	g	1-9	0-5	1-1	1	1	2	2	3	2	2	0	0	32		
12	HANLEY, Rob	g	0-2	0-1	0-0	0	1	1	0	0	3	0	0	3	16		
40	KINSELLA, Mike	g	2-5	0-0	2-2	1	1	2	1	6	0	0	1	0	10		
43	AMOROSO, Ryan	g	1-3	0-1	2-2	0	1	1	0	4	0	0	0	0	16		
<b>Team</b>						3	1	4									
<b>Totals</b>			16-56	1-21	7-14	17	21	38	15	40	9	13	3	8	200		

FG % 1st Half: 9-25 36.0% 2nd half: 7-31 22.6% Game: 16-56 28.6%  
 3FG % 1st Half: 1-9 11.1% 2nd half: 0-12 0.0% Game: 1-21 4.8%  
 FT % 1st Half: 4-7 57.1% 2nd half: 3-7 42.9% Game: 7-14 50.0%

Officials: Timothy Nestor, Roger Ayers, Emanuel Upton  
 Technical fouls: Western Michigan-None. Marquette-None.  
 Attendance: 3181  
 NIT first-round game

Score by periods	1st	2nd	Total
Western Michigan	27	27	54
Marquette	23	17	40

Last FG - WMU 2nd-04:36, MARQ 2nd-00:56.  
 Largest lead - WMU by 14 2nd-01:10, MARQ by 3 1st-13:55.

Points	In	Off	2nd	Fast	Bench
WMU	20	15	15	7	6
MARQ	22	7	8	10	

Score tied - 6 times.  
 Lead changed - 6 times.

**Official Basketball Box Score -- Game Totals -- Final Statistics  
TCU vs Western Michigan  
3/21/05 7 p.m. at University Arena - Kalamazoo, Mich.**

#	Player	Total			3-Ptr			Rebounds			PF	TP	A	TO	Blk	Stl	Min
		FG-FGA	FG-FGA	FT-FTA	FG-FGA	FG-FGA	FT-FTA	Off	Def	Tot							
32	SLOAN, Marcus	f	1-1	0-0	1-2	2	3	5	3	3	3	2	1	0	22		
12	IBIKUNLE, Femi	c	2-4	0-0	0-2	3	4	7	3	4	0	2	0	0	19		
03	SANTEE, Corey	g	10-16	6-9	0-1	0	2	2	3	26	3	1	0	0	39		
04	MURRY, Nile	g	4-8	4-5	1-2	2	4	6	3	13	3	2	0	0	38		
10	SHROPSHIRE, Marcus	g	6-14	3-10	2-2	0	1	1	3	17	2	1	0	2	35		
02	RESE-HACKETT, Brent	g	0-0	0-0	0-0	0	1	1	0	0	0	0	0	0	11		
05	OWENS, Neiman	g	1-1	1-1	0-0	0	0	0	0	3	0	1	1	1	8		
13	DOUGHERTY, Neil P.	g	0-0	0-0	0-0	0	0	0	0	0	0	0	0	0	3		
16	STUBBS, Judson	g	3-5	0-0	1-2	0	8	2	7	0	1	0	0	0	16		
21	CURTIS, Aaron	g	1-5	0-0	3-6	1	3	4	5	4	2	1	1	30			
25	ADAMS, Blake	g	0-1	0-0	0-0	0	0	0	1	0	0	0	0	0	2		
45	PIERCE, Art	g	0-0	0-0	0-0	0	1	1	0	0	0	0	0	1	2		
<b>Team</b>						1	2	3									
<b>Totals</b>			28-55	14-25	8-17	9	29	38	24	78	15	12	3	5	225		

FG % 1st Half: 15-28 53.6% 2nd half: 10-22 45.5% OT: 3-5 60.0% Game: 28-55 50.9%  
 3FG % 1st Half: 9-13 69.2% 2nd half: 4-10 40.0% OT: 1-2 50.0% Game: 14-25 56.0%  
 FT % 1st Half: 2-4 50.0% 2nd half: 5-10 50.0% OT: 1-3 33.3% Game: 8-17 47.1%

**Western Michigan 76 • 20-13**

#	Player	Total			3-Ptr			Rebounds			PF	TP	A	TO	Blk	Stl	Min
		FG-FGA	FG-FGA	FT-FTA	FG-FGA	FG-FGA	FT-FTA	Off	Def	Tot							
34	ROST, Levi	f	6-16	1-7	3-4	5	2	7	1	16	3	0	1	0	40		
42	REITZ, Joe	c	2-5	0-0	0-2	2	4	6	4	4	0	2	0	0	28		
33	SNIDER, Brian	g	4-10	2-3	2-2	2	1	3	5	12	3	3	0	1	36		
12	WILLIS, Rickey	g	1-5	0-3	4-6	0	1	1	2	6	0	0	0	2	38		
33	REED, Ben	g	9-18	4-7	4-10	0	7	7	1	26	1	0	0	0	39		
02	LAKU, Silver	g	0-0	0-0	0-0	0	0	0	0	0	0	0	0	0	4		
05	HERSBERGER, Andrew	g	1-1	0-0	2-2	1	2	3	2	4	0	0	2	0	9		
22	HESS, Dan	g	0-0	0-0	0-0	0	1	1	0	0	0	0	0	0	5		
23	BUFFORD, Stane's	g	3-8	0-0	1-1	4	2	6	1	7	0	1	0	0	17		
43	BRONSON, Jeff	g	0-2	0-0	1-2	2	0	2	0	1	0	1	0	0	9		
<b>Team</b>						2	2	4									
<b>Totals</b>			26-66	7-20	17-29	18	22	40	16	76	13	7	3	3	225		

FG % 1st Half: 14-31 45.2% 2nd half: 10-30 33.3% OT: 2-5 40.0% Game: 26-66 39.4%  
 3FG % 1st Half: 3-8 37.5% 2nd half: 4-11 36.4% OT: 0-1 0.0% Game: 7-20 35.0%  
 FT % 1st Half: 4-6 66.7% 2nd half: 11-17 64.7% OT: 2-6 33.3% Game: 17-29 58.6%

Officials: Leslie Jones, Bryan Kersey, Jerry Heater  
 Technical fouls: TCU-None. Western Michigan-None.  
 Attendance: 5421  
 NIT Second Round game. TCU advances to play Maryland/Davidson.

Score by periods	1st	2nd	OT	Total
TCU	41	29	8	78
Western Michigan	35	35	6	76

Last FG - TCU OT-02:24, WMU OT-01:04.  
 Largest lead - TCU by 11 2nd-12:07, WMU by 11 1st-10:38.

Points	In	Off	2nd	Fast	Bench
TCU	28	11	9	2	15
WMU	32	19	11	2	12

Score tied - 4 times.  
 Lead changed - 2 times.

## NCAA TOURNAMENT RECORDS

### Points

- 32 Rashod Johnson Clemson, 3/13/98
- 25 Jeff Tyson Virginia Tech, 3/13/76
- 24 Mike Williams Vanderbilt, 3/19/04
- 24 Saddi Washington Clemson, 3/13/98
- 21 Tom Cutter Marquette, 3/18/76

### Field Goals

- 11 Rashod Johnson Clemson, 3/13/98
- 11 Jeff Tyson Virginia Tech, 3/13/76
- 10 Mike Williams Vanderbilt, 3/19/04
- 8 Saddi Washington Clemson, 3/13/98
- 8 Jeff Tyson Marquette, 3/18/76
- 8 Tom Cutter Marquette, 3/18/76

### Field Goal Attempts

- 27 Jeff Tyson Virginia Tech, 3/13/76
- 23 Rashod Johnson Clemson, 3/13/98
- 20 Saddi Washington Clemson, 3/13/98
- 20 Mike Williams Vanderbilt, 3/19/04
- 19 Saddi Washington Stanford, 3/15/98

### Field Goal Percentage (Min. 10 att.)

- .700 (7-10) Jason Kimbrough Stanford, 3/15/98
- .666 (8-12) Tom Cutter Marquette, 3/18/76
- .500 (10-20) Mike Williams Vanderbilt, 3/19/04
- .500 (8-16) Jeff Tyson Marquette, 3/18/76
- .478 (11-23) Rashod Johnson Clemson, 3/13/98

### 3-Point Field Goals

- 8 Rashod Johnson Clemson, 3/13/98
- 3 Jason Kimbrough Stanford, 3/15/98
- 2 Kylo Jones Stanford, 3/15/98
- 2 Rashod Johnson Stanford, 3/15/98
- 2 Saddi Washington Stanford, 3/15/98
- 2 Saddi Washington Clemson, 3/13/98

### 3-Point Field Goal Attempts

- 15 Rashod Johnson Clemson, 3/13/98
- 7 Rashod Johnson Stanford, 3/15/98
- 7 Saddi Washington Stanford, 3/15/98
- 5 Ben Reed Vanderbilt, 3/19/04
- 5 Kylo Jones Stanford, 3/15/98
- 5 Saddi Washington Clemson, 3/13/98

### 3-Point Field Goal Percentage (Min. 5 att.)

- .533 (8-15) Rashod Johnson Clemson, 3/13/98
- .400 (2-5) Kylo Jones Stanford, 3/15/98
- .400 (2-5) Saddi Washington Clemson, 3/13/98
- .285 (2-7) Rashod Johnson Stanford, 3/15/98
- .285 (2-7) Saddi Washington Stanford, 3/15/98

### Free Throws Made

- 9 Tom Cutter Virginia Tech, 3/13/76
- 6 Saddi Washington Clemson, 3/13/98
- 5 Tom Cutter Marquette, 3/18/76
- 4 Mike Williams Vanderbilt, 3/19/04
- 4 Saddi Washington Stanford, 3/15/98
- 4 Paul Griffin Virginia Tech, 3/13/76

### Free Throw Attempts

- 11 Tom Cutter Virginia Tech, 3/13/76
- 8 Saddi Washington Clemson, 3/13/98
- 7 Paul Griffin Virginia Tech, 3/13/76
- 6 Mike Williams Vanderbilt, 3/19/04
- 5 Tom Cutter Marquette, 3/18/76
- 5 Saddi Washington Stanford, 3/15/98

### Free Throw Percentage (5 or more)

- .818 (9-11) Tom Cutter Virginia Tech, 3/13/76
- .750 (6-8) Saddi Washington Clemson, 3/13/98

### Rebounds

- 17 Tom Cutter Marquette, 3/18/76
- 15 Paul Griffin Virginia Tech, 3/13/76
- 11 Tom Cutter Virginia Tech, 3/13/76
- 10 Ben Reed Vanderbilt, 3/19/04
- 9 Brian Snider Vanderbilt, 3/19/04

### Assists

- 7 Jim Kurzen Virginia Tech, 3/13/76
- 7 Jason Kimbrough Clemson, 3/13/98
- 6 Brian Snider Vanderbilt, 3/19/04
- 6 Paul Griffin Marquette, 3/18/76
- 4 Rashod Johnson Stanford, 3/15/98
- 4 Saddi Washington Stanford, 3/15/98
- 4 Aaron Toothman Stanford, 3/15/98

### Blocks

- 2 Paul Griffin Virginia Tech, 3/13/76
- 2 Jeff Tyson Virginia Tech, 3/13/76
- 2 Jeff Tyson Marquette, 3/18/76

### Steals

- 5 Brian Snider Vanderbilt, 3/19/04
- 4 Jason Kimbrough Clemson, 3/13/98
- 2 8 Players Tied



Jeff Tyson scored 25 points against Virginia Tech in the Broncos' first NCAA Tournament experience



**POSTSEASON NIT RECORDS**

**Points**

- 1. 27 Robby Collum Siena, 3/23/03
- 2. 26 Ben Reed TCU, 3/21/05
- 3. 19 Anthony Kann UIC, 3/19/03
- 4. 18 Levi Rost Marquette, 3/14/05
- 5. 17 Mike Williams UIC, 3/19/03

**Field Goals**

- 1. 9 Ben Reed TCU, 3/21/05
- 9 Robby Collum Siena, 3/23/03
- 3. 8 Mike Williams UIC, 3/19/03
- 4. 7 Levi Rost Marquette, 3/14/05
- 5. 6 Anthony Kann UIC, 3/19/03
- 6 Sean Wightman Notre Dame, 3/18/92

**Field Goal Attempts**

- 1. 19 Robby Collum Siena, 3/23/03
- 2. 18 Ben Reed TCU, 3/21/05
- 3. 17 Levi Rost Marquette, 3/14/05
- 4. 16 Mike Williams UIC, 3/19/03
- 16 Levi Rost TCU, 3/21/05

**Field Goal Percentage (Min. 10 att.)**

- 1. .500 (9-18) Ben Reed TCU, 3/21/05
- .500 (8-16) Mike Williams UIC, 3/19/03
- 3. .473 (9-19) Robby Collum Siena, 3/23/03
- 4. .416 (5-12) Leon McGee Notre Dame, 3/18/92
- 5. .411 (7-17) Levi Rost Marquette, 3/14/05

**3-Point Field Goals**

- 1. 6 Robby Collum Siena, 3/23/03
- 2. 4 Ben Reed TCU, 3/21/05
- 3. 3 Levi Rost Marquette, 3/14/05
- 3 Sean Wightman Notre Dame, 3/18/92
- 5. 2 Ben Reed Siena, 3/23/03
- 2 Brian Snider Marquette, 3/14/05
- 2 Darrick Brooks Notre Dame, 3/18/92

**3-Point Field Goal Attempts**

- 1. 13 Robby Collum Siena, 3/23/03
- 2. 10 Levi Rost Marquette, 3/14/05
- 3. 8 Darrick Brooks Notre Dame, 3/18/92
- 4. 7 Ben Reed Siena, 3/23/03
- 7 Robby Collum UIC, 3/19/03
- 7 Levi Rost TCU, 3/21/05
- 7 Ben Reed TCU, 3/21/05

**3-Point Field Goal Percentage (Min. 5 att.)**

- 1. .600 (3-5) Sean Wightman Notre Dame, 3/18/05
- 2. .571 (4-7) Ben Reed TCU, 3/21/05
- 3. .461 (6-13) Robby Collum Siena, 3/23/03
- 4. .300 (3-10) Levi Rost Marquette, 3/14/05
- 5. .285 (2-7) Robby Collum UIC, 3/19/03

**Free Throws Made**

- 1. 7 Anthony Kann UIC, 3/19/03
- 2. 6 Robby Collum UIC, 3/19/03
- 3. 5 Rickey Willis Marquette, 3/14/05
- 4. 4 4 Players Tied

**Free Throw Attempts**

- 1. 10 Anthony Kann UIC, 3/19/03
- 10 Ben Reed TCU, 3/21/05
- 3. 8 Rickey Willis Marquette, 3/14/05
- 4. 7 Leon McGee Notre Dame, 3/18/92
- 5. 6 Virgil Grayson Notre Dame, 3/18/92
- 6 Robby Collum UIC, 3/19/03

**Free Throw Percentage (5 or more)**

- 1. 1.000 (6-6) Robby Collum UIC, 3/19/03
- 2. .700 (7-10) Anthony Kann UIC, 3/19/03
- 3. .625 (5-8) Rickey Willis Marquette, 3/14/05

**Rebounds**

- 1. 13 Anthony Kann UIC, 3/19/03
- 2. 10 Jim Havirlla Notre Dame, 3/18/92
- 10 Anthony Kann Siena, 3/23/03
- 10 Robby Collum Siena, 3/23/03
- 5. 9 Joe Reitz Marquette, 3/14/05
- 9 Mike Williams UIC, 3/19/03
- 9 Ben Reed UIC, 3/19/03

**Assists**

- 1. 6 Rickey Willis TCU, 3/21/05
- 2. 4 Rickey Willis Marquette, 3/14/05
- 3. 3 5 Players Tied

**Blocks**

- 1. 2 Andrew Hershberger TCU, 3/21/05
- 2 Mike Williams UIC, 3/19/03
- 2 Anthony Kann UIC, 3/19/03

**Steals**

- 1. 5 Virgil Grayson Notre Dame, 3/18/92
- 5 Darrick Brooks Notre Dame, 3/18/92
- 5 Rickey Willis Marquette, 3/14/05
- 4. 3 Bobby Madison Siena, 3/23/03
- 3 Anthony Kann UIC, 3/19/03



Robby Collum scored a WMU Postseason NIT record 27 points against Siena in 2003.

## ALL-TIME TOURNAMENT RECORDS

### Points

1.	32	Rashod Johnson	Clemson, 3/13/98
2.	27	Robby Collum	Siena, 3/23/03
3.	26	Ben Reed	TCU, 3/21/05
4.	25	Jeff Tyson	Virginia Tech, 3/13/76
5.	24	Mike Williams	Vanderbilt, 3/19/04
	24	Saddi Washington	Clemson, 3/13/98

### Field Goals

1.	11	Rashod Johnson	Clemson, 3/13/98
	11	Jeff Tyson	Virginia Tech, 3/13/76
3.	10	Mike Williams	Vanderbilt, 3/19/04
4.	9	Ben Reed	TCU, 3/21/05
	9	Robby Collum	Siena, 3/23/03

### Field Goal Attempts

1.	27	Jeff Tyson	Virginia Tech, 3/13/76
2.	23	Rashod Johnson	Clemson, 3/13/98
3.	20	Saddi Washington	Clemson, 3/13/98
	20	Mike Williams	Vanderbilt, 3/19/04
5.	19	Robby Collum	Siena, 3/23/03
	19	Saddi Washington	Stanford, 3/15/98

### Field Goal Percentage (Min. 10 att.)

1.	.700 (7-10)	Jason Kimbrough	Stanford, 3/15/98
2.	.666 (8-12)	Tom Cutter	Marquette, 3/18/76
3.	.500 (10-20)	Mike Williams	Vanderbilt, 3/19/04
	.500 (9-18)	Ben Reed	TCU, 3/21/05
	.500 (8-16)	Mike Williams	UIC, 3/19/03
	.500 (8-16)	Jeff Tyson	Marquette, 3/18/76

### 3-Point Field Goals

1.	8	Rashod Johnson	Clemson, 3/13/98
2.	6	Robby Collum	Siena, 3/23/03
3.	4	Ben Reed	TCU, 3/21/05
4.	3	Jason Kimbrough	Stanford, 3/15/98
	3	Levi Rost	Marquette, 3/14/05

### 3-Point Field Goal Attempts

1.	15	Rashod Johnson	Clemson, 3/13/98
2.	13	Robby Collum	Siena, 3/23/03
3.	10	Levi Rost	Marquette, 3/14/05
4.	7	Rashod Johnson	Stanford, 3/15/98
	7	Saddi Washington	Stanford, 3/15/98

### 3-Point Field Goal Percentage (Min. 5 att.)

1.	.600 (3-5)	Sean Wightman	Notre Dame, 3/18/05
2.	.571 (4-7)	Ben Reed	TCU, 3/21/05
3.	.533 (8-15)	Rashod Johnson	Clemson, 3/13/98
4.	.461 (6-13)	Robby Collum	Siena, 3/23/03
5.	.400 (2-5)	Kylo Jones	Stanford, 3/15/98
	.400 (2-5)	Saddi Washington	Clemson, 3/13/98

### Free Throws Made

1.	9	Tom Cutter	Virginia Tech, 3/13/76
2.	7	Anthony Kann	UIC, 3/19/03
3.	6	Saddi Washington	Clemson, 3/13/98
	6	Robby Collum	UIC, 3/19/03
5.	5	Tom Cutter	Marquette, 3/18/76
	5	Rickey Willis	Marquette, 3/14/05

### Free Throw Attempts

1.	11	Tom Cutter	Virginia Tech, 3/13/76
2.	10	Anthony Kann	UIC, 3/19/03
	10	Ben Reed	TCU, 3/21/05
4.	8	Saddi Washington	Clemson, 3/13/98
	8	Rickey Willis	Marquette, 3/14/05

### Free Throw Percentage (5 or more)

1.	1.000 (6-6)	Robby Collum	UIC, 3/19/03
2.	.818 (9-11)	Tom Cutter	Virginia Tech, 3/13/76
3.	.750 (6-8)	Saddi Washington	Clemson, 3/13/98
4.	.700 (7-10)	Anthony Kann	UIC, 3/19/03
5.	.625 (5-8)	Rickey Willis	Marquette, 3/14/05

### Rebounds

1.	17	Tom Cutter	Marquette, 3/18/76
2.	15	Paul Griffin	Virginia Tech, 3/13/76
3.	13	Anthony Kann	UIC, 3/19/03
4.	11	Tom Cutter	Virginia Tech, 3/13/76
5.	10	Jim Havrilla	Notre Dame, 3/18/92

### Assists

1.	7	Jim Kurzen	Virginia Tech, 3/13/76
7	Jason Kimbrough	Clemson, 3/13/98	
3.	6	Brian Snider	Vanderbilt, 3/19/04
6	Paul Griffin	Marquette, 3/18/76	
6	Rickey Willis	TCU, 3/21/05	

### Blocks

1.	2	Andrew Hershberger	TCU, 3/21/05
2	Mike Williams	UIC, 3/19/03	
2	Anthony Kann	UIC, 3/19/03	
2	Jeff Tyson	Marquette, 3/18/76	
2	Paul Griffin	Virginia Tech, 3/13/76	
2	Jeff Tyson	Virginia Tech, 3/13/76	

### Steals

1.	5	Rickey Willis	Marquette, 3/14/05
5	Brian Snider	Vanderbilt, 3/19/04	
5	Virgil Grayson	Notre Dame, 3/18/92	
5	Darrick Brooks	Notre Dame, 3/18/92	
5.	4	Jason Kimbrough	Clemson, 3/13/98



No Western Michigan player has scored more than Rashod Johnson's 32 points against Clemson in the 1998 NCAA Tournament.

